



Vels Institute of Science Technology and Advanced Studies (VISTAS) is a multi-disciplinary University offering varied innovative and job-oriented courses in emerging areas. There are 15 Schools and the University offers 45 undergraduate and 33 postgraduate programmes. All major departments offer both M.Phil and Ph.D programmes. The University is NAAC accredited with A grade and several courses are approved by Statutory Regulatory Authorities such as AICTE, BCI, PCI, NCTE and DG Shipping, Govt. of India.

The progress of the nation depends on its sustained growth of education, and research in science and technology. To meet these objectives, VISTAS has been regularly investing towards promotion of research, by setting up Advanced Research Labs in various departments. This has resulted in increasing number of publications in peer reviewed international.


Centre for Advanced Research and Development (**CARD**) has been established to create research promotion, faculty members, research scholars and students of VISTAS. It aims to discuss comprehend and communicate the fundamental principles in complex physical, computational, biological and social system.

Fourier Transform-Infra Red Spectrophotometer (FT-IR)


Make- *PerkinElmer*; Model-*Spectrum Two*



Transmittance Mode



Attenuated Total Reflectance (ATR) Mode



Diffused Reflectance Spectroscopy (DRS) Mode

Spectrum Two FT-IR spectrometers feature

- Standard, high-performance, room-temperature LiTaO₃ (lithium tantalate) MIR detector
- Standard optical system with KBr windows for data collection over a spectral range of 8,300 – 350 cm⁻¹

Application

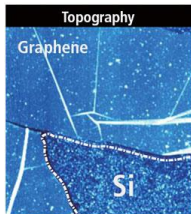
- Chemicals and Materials: Troubleshoot manufacturing problems; identify product contaminants; analyze fuels
- Pharmaceuticals: Analyze product formulations and package coatings.
- Food: Screen for known and unknown adulterants.

Consultancy charges details

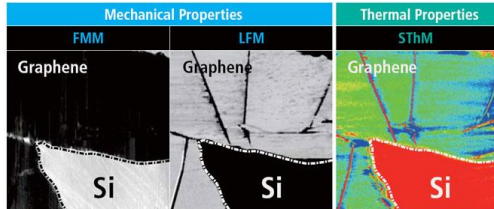

Instrument: Fourier Transform-Infra Red Spectroscopy (FTIR) (Model- Spectrum 2 ; Make- PerkinElmer, USA)	Internal charges per sample (In Rupees)	External charges per sample (In Rupees)	Industrial charges per sample (In Rupees)
Attenuated Total Reflectance (ATR) Mode	250	300	700
Diffused Reflectance Spectroscopy (DRS) Mode	300	350	750
Transmittance Mode	350	350	750

Atomic Force Microscope (AFM)

Make- *Park Systems*; Model- *Park XE7*



Sample: Graphene
Scan Size: 15 μm x 15 μm



AFM Principle Surface Sensing

An AFM uses a cantilever with a very sharp tip to scan over a sample surface. A laser beam is used to detect cantilever deflections towards or away from the surface.

Imaging

An AFM images the topography of a sample surface by scanning the cantilever over a region of interest. The raised and lowered features on the sample surface influence the deflection of the cantilever, which is monitored by the PSPD. By using a feedback loop to control the height of the tip above the surface—thus maintaining constant laser position—the AFM can generate an accurate topographic map of the surface features.

Consultancy charges details

Instrument: Atomic Force Microscope (AFM) Make- Park Systems; Model- Park XE7	Internal charges per sample (In Rupees)	External charges per sample (In Rupees)	Industrial charges per sample (In Rupees)
Contact Mode	1500	1750	2500
Non-Contact Mode	1000	1500	2000
Tapping Mode	1000	1500	2000

About DSC

Differential scanning calorimetry (DSC) is the most frequently used thermal analysis technique. DSC measures enthalpy changes in samples due to changes in their physical and chemical properties as a function of temperature or time.

Application

- Melting behavior; -Crystallization;-Polymorphism;-Liquid-crystalline transitions;
- Phase diagrams and composition;-Glass transitions;-Reaction kinetics;-Heat capacity;
- Reaction and transition enthalpies; -Curing;-Stability;-Miscibility;-Effects of plasticizers;
- Thermal history;-Heat capacity and heat capacity changes;-Purity.

Consultancy charges details


Instrument: Differential Scanning Calorimeter (DSC) Make- Mettler Toledo, Swizerland; Model- DSC 3+	Internal charges per sample (In Rupees)	External charges per sample (In Rupees)	Industrial charges per sample (In Rupees)
Temp from -100° C to +400° C			
Heating only-	1000	1500	2000
Heating and Cooling-	1500	2000	3000

Thermogravimetric Analyzer (TGA)

Make- *Mettler Toledo*; Model- *TGA/DSC 3+*



TGA Sensor



Principle

TGA technique measures the mass of a sample as it is heated cooled or held at a constant temperature in a defined atmosphere.

Features and benefits of the TGA/DSC 3+:

- Ultra-microgram resolution over the whole measurement range
- Measure small and large sample masses
- Analyze samples from ambient to 1600 °C

Application

- Quantitative content analysis
- Kinetics of decomposition processes
- Sublimation, evaporation and vaporization
- Thermal stability
- Oxidation reactions and oxidation stability
- Determination of Curie temperatures

Consultancy charges details

Instrument: Thermogravimetric Analyzer (TGA) Make- Mettler Toledo, Switzerland; Model- TGA/DSC 3+	Internal charges per sample (In Rupees)	External charges per sample (In Rupees)	Industrial charges per sample (In Rupees)
Temp from -100° C to +400° C Heating only-	1000	1500	2000

Confocal Raman Imaging & Spectrometer

Make- *WITec, GmbH*, Model- *Alpha300 R*



**Confocal Raman
Microscope**



**Confocal Raman
Spectrophotometer**



Laser Source

Key Features

- Confocal Raman Imaging with unprecedented performance in speed, sensitivity, and resolution
- Outstanding depth resolution ideally suited for 3D image generation and depth profiles
- Ultra-fast Raman imaging option with under one millisecond integration time per spectrum
- Non-destructive imaging technique: no staining or fixation of the sample required

Raman General Operation Modes

- Raman spectral imaging: acquisition of a complete Raman spectra at every image pixel
- Planar (x-y-direction) and depth scans (z-direction) with manual sample positioning
- Image stacks: 3D confocal Raman imaging
- Single point Raman spectrum acquisition with depth profiling

Consultancy charges details

Instrument: Confocal Raman Imaging & Spectroscopy Make- WITec, GmbH, Model- Alpha300 R	Internal charges per sample (In Rupees)	External charges per sample (In Rupees)	Industrial charges per sample (In Rupees)
Spectral imaging (2D)	1500	2000	3000

Field-emission scanning electron microscopy and Energy-dispersive x-ray analysis(FESEM-EDS)

Make- *FEI, ThermoFisher Scientific*; Model-*Quattro S*



Field-emission scanning electron microscopy



About Quattro S FESEM

Quattro environmental scanning electron microscope (ESEM) is a versatile, high-performance instrument with a field emission gun (FEG) for excellent resolution and beam current stability.

Three vacuum modes (high vacuum, low vacuum, and ESEM) provide the flexibility to accommodate the widest range of samples of any SEM available, including samples that are outgassing or otherwise not vacuum-compatible. Quattro environmental scanning electron microscope (ESEM) is a versatile, high-performance instrument with a field emission gun (FEG) for excellent resolution and beam current stability.

Consultancy charges details

Instrument: Field-emission scanning electron microscopy and Energy-dispersive x-ray analysis (FESEM-EDS) Make- FEI, ThermoFisher Scientific; Model-Quattro S	Internal charges per sample (In Rupees)	External charges per sample (In Rupees)	Industrial charges per sample (In Rupees)
FESEM imaging alone (5 images)	1200	1500	3000
FESEM imaging with EDS spectra	1500	2000	5000
FESEM imaging with EDS spectra and color mapping	1750	2500	6000

BET Surface Area Analysis

Make- *Microtrac BEL*; Model-*BETSORP Max*

BET Surface Area Analyser



BET Surface Area Analyser



Sample Degasser



About BELSORP-max BET Surface Area Analysis

The BELSORP-max is designed for wide range adsorption isotherm for surface area and pore size distribution analysis. It can measure adsorption isotherms from relative pressure as low as 1×10^{-8} (N₂ at 77K, Ar at 87K), using a 13.3Pa pressure transducer.

Key Features:

- Specific surface area, pore size distribution, vapour adsorption and chemisorption (OP) can be measured
- Fully automated chemisorption option is available.
- Kr adsorption is available for low surface area material.
- Collant level controller is no longer necessary and high reproducible data can be obtained

Consultancy charges details

Instrument: BET Analysis (Model BETSORP Max; Make- Microtrac BEL, Japan)	Internal charges per sample (In Rupees)	External charges per sample (In Rupees)	Industrial charges per sample (In Rupees)
Surface Area Analysis	1500	2000	4000
Absorption/Desorption isotherm study	2000	2500	5000

**Dynamic light scattering (DLS)
Particle Size/Zeta potential Analyser**
Make- *Microtrac Inc*; Model: *Nanotrac Wave II*



DLS Particle Size/Zeta potential Analyser



About Nanotrac Wave II DLS

The Nanotrac Wave II is the newest generation of sub-micron particle size and zeta potential analyzers. The innovative design of the Nanotrac Wave II offers faster measurements with reliable technology, particle size measuring to below 0.8 nm, higher precision and accuracy, all of this combined in a compact Dynamic Light Scattering Analyzer without moving optical components.

The measurement principle of the Nanotrac series is based on Dynamic Light Scattering (DLS) in a 180° Heterodyne – backscatter arrangement.

Zeta Potential Range

Able to measure Zeta potential closer to isoelectric point by eliminating errors caused by electro-osmotic flow. ZP measurement ranges from -200 to +200mV, repeatability +/- 1 mV in zeta potential(related to PS Latex standard particles 150 to 500 nm)

Consultancy charges details

Instrument: DLS Analysis (Model Nanotrac Wave II; Make- Microtrac Inc, USA)	Internal charges per sample (In Rupees)	External charges per sample (In Rupees)	Industrial charges per sample (In Rupees)
Particle Size	800	1000	2000
Particle Size/Zeta potential	1000	1500	3000

Powder X-ray Diffractometer (XRD)

Make- *Rigaku*; Model-*SmartLab SE X-Ray*

X-ray Diffractometer



About SmartLab SE X-Ray XRD

This new X-ray diffraction system features HyPix-400, a semiconductor hybrid pixel array detector that was specifically designed for multipurpose X-ray diffractometers. Its large active area, high angular resolution and ultra-high dynamic range make it the perfect, affordable, 2D detector solution for a large variety of applications, including powder and thin film diffraction. The D/teX Ultra 250 silicon strip detector is also available as a standard detector choice if desired.

Key Features:

- SmartLab Studio II software based on a new architecturally integrated modular platform
- Cross-beam optics module switches between Bragg-Brentano and parallel beam without the need to change optics.

Consultancy charges details

Instrument: Powder X-ray Diffractometer (XRD) Model- SmartLab SE X-Ray; Make- Rigaku, Japan	Internal charges per sample (In Rupees)	External charges per sample (In Rupees)	Industrial charges per sample (In Rupees)
5-100 scan range (10 scan speed)	400	500	1000

High performance thin layer chromatography (HPTLC)

Make-*Camag*; Model- *Linomat 5*, *TLC Scanner 3*



TLC Scanner



TLC Developer



About Camag HPTLC

High-Performance Thin-Layer Chromatography (HPTLC) is the most advanced form of TLC and comprises the use of chromatographic layers of utmost separation efficiency and the employment of state-of-the-art instrumentation for all steps in the procedure: precise sample application, standardized reproducible chromatogram development and software controlled evaluation.

Application

- Identification , Stability tests , Detection of adulteration , Assay of marker compounds, etc, Quality Control, Additives, Food contaminants, Stability tests, Process development and optimization
- Process monitoring, Cleaning validation, Detection of document forgery, Dyestuff analyses

Consultancy charges details

Instrument: High performance thin layer chromatography (HPTLC) Model- Linomat 5, TLC Scanner 3 ; Make- Camag, Swizerland	Internal charges per sample (In Rupees)	External charges per sample (In Rupees)	Industrial charges per sample (In Rupees)
(Qualitative Analysis)	2000	3000	3000
(Quantitative Analysis)	3000	5000	5000

Real Time Polymerase Chain Reaction (RTPCR)

Make-*Applied Biosystems*ThermoFischer
Scientific;Model -*StepOne*



About RTPCR

Real-time quantitative PCR is the reliable detection and measurement of products generated during each cycle of the PCR process which are directly proportional to the amount of template prior to the start of the PCR process

Key Features

The StepOne system features VeriFlex Block technology, which combines six independently controllable Peltier blocks for enhanced PCR functionality and precise temperature control. It perform Fast PCR reactions in less than 40 minutes.

Applications

- SNP Genotyping
- Gene Expression Analysis
- MicroRNA Expression
- Translocation Analysis
- Gene Detection
- Viral Load Analysis

Consultancy charges details

Instrument: Real time polymerase chain reaction (RTPCR) Model - StepOne; Make-Applied Biosystems, ThermoFisher Scientific	Internal charges per sample (In Rupees)	External charges per sample (In Rupees)	Industrial charges per sample (In Rupees)
Analysis	1000	1500	3000

Battery Tester (88 Channels) and Glove Box

Glove Box



Battery Tester



The CT2001 series Battery Testing Systems are designed for energy storage materials research and battery test. The eight channels are independently programmed and controlled by the computer. The Current ranges are from 1 mA to 5 A and Voltage ranges from 2V to 15V. The control software comes with a friendly interface, which allows new users to operate with minimal training if the customer has some electrochemical background. Data Process software shows different kinds of plots in specific cycles (Voltage vs. Capacity, Capacity vs. Cycle Number, Efficiency, etc.), which can be exported with simply “Copy” and “Paste”.

Features:

- High-precision channels designed for electrochemical materials research and Battery charge/discharge test.
- 8 independence channels. Each can be set as Constant-Current (CC) Discharge, Constant-Current (CC) Charge, Constant-Voltage (CV) Charge, etc.
- Independent current source and voltage control for every channel.
- Data automatically backed-up.
- Full safety protection for all the channels.
- Capable to control up to 20 analyzers (160 Channels) with one computer.

SPS VISTAS Drug Testing Lab

UV Spectrophotometer (Shimadzu)



GEL DOC Scanner



VISTAS had established, “VISTAS SPS LAB”, a Government authorized organization in the fields of Analytical Testing of Pharmaceuticals, Cosmetics and Ayurveda. This lab is also engaged in offering analysis and Industrial Testing Services.

Thrust Areas

Analytical and research services for

- Pharmaceuticals
- Biotechnology products
- Fine chemicals and
- Other substances using a variety of spectroscopic, physicochemical and theoretical techniques.

Services Offered

- The services are offered by us includes Chemical Analysis,
- Physio-Chemical Analysis
- Instrumental Analysis
- Spectroscopical studies like UV-visible spectrophotometer, FTIR, Fluorescence, Polarimetry
- Chromatographic and Electrophoretic studies

Pharmaceutics Machine Lab

Tabulating Machine



Granulation drying sieving punching of tablets



The machine lab of Pharmaceutics Department is catering the needs of pharmacy students by providing hands-on experience of industrial prototypes of the machineries used.

Thrust Areas

The development of formulations like tablets, capsules, ointments, creams, lotions, and parenteral are engaged.

Facilities

Facility available for formulating the tablets like weighing, grinding, mixing, granulation drying, sieving, punching of tablets, and coating of tablets.

Facility for filling of powders / granules in hard gelatin capsule shell is available. The machine room has the facilities to wash ampoules, filling the injections, and heat sealing of the ampoules.

Extensive facilities are available to carry out the preparation of semisolids like ointments, creams, pastes and metered filling in collapsible tubes. Apart from this, basing operations like milling, grinding, mixing, heating, weighing, sieving, and drying etc., are available.

Fish Immunology Lab

Bleeding of fish



Fish keeping facility



With the global fish production through capture fisheries, reaching its maximum due to over exploitation, a major source of food/dietary protein for the teeming millions of people in the new century, we must turn to the aquaculture.

Present aquaculture production has almost surpassed that of capture fisheries. At least 50% of the fish consumed by humans are farm- reared. India has the potential for farming of fish, many more times of what it is actually producing.

Thrust areas for research

Developing the environment-friendly prophylactic, and therapeutic immune-stimulants, which are taken from terrestrial and marine plants, for culturing fish.

Heavy metal-induced immune-suppression in fish and this aspect has relevance to extensive cultures in large water bodies which are more often receive polluted water from rivers, and canals, which are polluted by industrial effluents.

Stress induced Immune modulation due to physical and social stressors (e.g. Overcrowding, All-male culture etc.) is another priority area of research in this centre.

Centre for Energy Research and Alternate Fuels



Electrode Fabrications



Battery Fabrications –Glow Box




Coin Cell Fabrications




Battery Tester -16 channels



Battery Tester -88 channels



CH Instruments



Bio-Logic Instruments



DRS –UV Spectroscopy

Established in 2016, the Centre for Energy Research & Alternative Fuels (CERAFs) distinguishes itself through excellence in basic and advanced research directed towards outcomes of high industry relevance, with focus on system-level research

Technology and Product development at CERAFs

Key research areas of the CERAFs are

- (i) Development of carbon nano sheets from hemp fibre.
- (ii) Development of nano porous carbon from waste tire powders and plastics
- (iii) Fundamental study of sodium-ion battery
- (iv) Fundamental study of Fuel cell super capacitors
- (v) Fundamental study in mitigating dendrite growth in Lithium-ion batteries
- (vi) Development of novel electrode materials for lithium-sulfur and aluminum-ion batteries

Central Computing Lab

Central Computing Research Lab



Network Simulation Software



The school of computing sciences had established with the usage of the following tools for research activities.

Thrust Areas

In VISTAS, the researchers are using the **Matlab** for doing research in medical image processing and applications.

Weka is an open source tool, which is used for data mining techniques and applications

The current researchers in VISTAS are **utilizing R tool** for big data and analytics.

Orange is an open-source data visualization, machine learning and data mining tool kit. The researchers feed the selected subset into other widgets using Orange tool.

Network Simulation (NS) provides simulation for routing, and multicast protocols for both wired and wireless networks. It is as used network simulator for TCP research.

Python is used for developing desktop, GUI applications, websites, and web applications. .

IBM-Business Analytics Lab

Training Program on Business Analytics



IBM- Business Analytics Lab



In VISTAS, computing infrastructure offers a truly heterogeneous range of hardware and software platform for the students to appreciate and gain wide-ranging experience. Our lab is fully equipped with all necessary facilities to make the student as a qualified system professional.

Thrust Areas

- Being a Master in Business Analytics is the solution for the increasing demand for complex data analysis to solve business-related problems.
- The students will be trained in Business Analytics and familiarized with Data Analysis tools, so that they can perform and become familiar predictive modeling.
- Analyzing past performance of the company, and making a strategy, how it will perform in future, and take business decision accordingly.
- Establishment of a full-size lab, which can handle the capacity of large number of students at a time and allocate sufficient financial resource in the budget every year for software purchase, license renewal, etc.

Artificial Intelligence Lab

Experimental Testing of subjects during night time driving



Artificial Intelligence Research Lab Setup with 40 Channel Data Acquisition System and Driving Simulator



Artificial Intelligence Research Lab is a research and development initiative established at VISTAS, funded for the project 'Development of an Intelligent Driver Hypo-vigilance System' by Science and Engineering Research Board (SERB), Department of Science and Technology, Government of India (SERB/F/3759/2016-17).

Objective

This research lab is equipped with a custom-built driving simulator and facilities to acquire behavioral data (Camera) and physiological data (EEG, ECG, EOG) corresponding to driver's driving state.

This interdisciplinary research lab focuses on investigating a broad range of issues, extending from the underlying mechanisms of physiological signals, to varied biomedical signal and image processing issues.

The research being conducted provides an excellent mix of multiple disciplines, thus providing a good forum for engineers, scientists, medical professionals and service users to exchange ideas and develop new research ventures.

IBM-Cloud Computing Lab

IBM Cloud Computing Research Lab



IBM Cloud Computing Research Lab



IBM Cloud Computing Lab is equipped with 25 numbers of HP System i5 (4300) systems configured with Intel Core i5 @2.90GHz Processor, 8 GB RAM, 500 GB Hard disk, installed with software like Java (JDK 7), IBM Bluemix Cloud Platform, VMware, ESXi 6.0, VSphere Client, Windows Virtual PC, VMware Workstation 12.

IBM and VISTAS collaborate with the IBM Career Education program, which includes SEED (Faculty Development Training Program initiative as Software Engineering for Educational Development), CEBT (Career Education for Business Transformation-a training program to provide multi-disciplinary skills to students and faculty members).

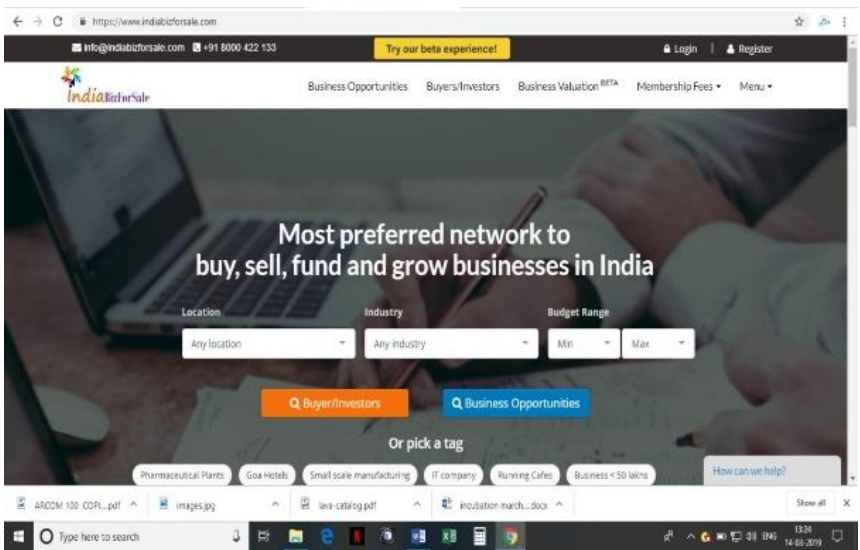
BlueMix is a Platform as a Service (PaaS) offering IBM based on open standards and cloud to build, deploy, manage, and run omni-channel applications like web and mobile, big data and other smart services.

Thrust Areas

This research Lab focuses on various specialty areas like Cloud, Big data, Analytics, Mobility etc. to conduct independent research by faculty members and research scholars.

Incubation Centre

Vels Incubated Product



VISTAS Technology Business Incubation Centre (VTBIC) has embarked on nurturing innovation and entrepreneurship. Our focus area includes Automations, IoT, Artificial Intelligence and ICT.

Apart from companies, we also encourage faculty start up and have a separate student lounge to encourage their innovations.

We offer consultancy in IP rights and licensing, Technology scouting and designs. Reprography and cafeteria facilities are also available.

Objective

Two separate Centers, Centre for Automation and Power Conservation and Centre for IOT in Road Safety and Health Care also function inside the VTBIC which is in collaboration with incubated companies.

VTBIC has created 40 jobs so far and has also trained several students from VISTAS with hands-on industrial exposure.


One of a notable product from VBTIC “Arcomm ATM Auto Controller” developed from faculty startup is highly acclaimed and appreciated by nationalized banks like State Bank of India and Indian Bank. It is commercialised in over 1200+ ATMs.

Multimedia Lab

Multimedia research Lab



Multimedia Research Lab with 2D Animation



Multi Media Lab is fully dedicated for Graphic Design, Website Design, and 2D Animation equipped with 39 numbers of highly advanced computers.

Computers are updated as per requirements in each and every quarter of semester. LCD Projector gives quality screen duplication, which makes the students clear understanding over the subject, which the faculty members elaborate.

Multi Media Lab is well equipped with 30 high end computers.

Thrust Areas

Students will work on all kind of Graphic Designing, 2D Animation, Web Designing using this collection and several Adobe applications includes

- Adobe CC Master Collection
- Photoshop
- Illustrator
- In Design
- Dream weaver
- Flash
- After effects

Animation Lab

Animation Research Lab



Animation Lab Setup with 2D Animation



Animation Studio is a fully dedicated studio for 3D Animation and visual effects with highly advanced computers, which can provide high quality renders output.

Thrust Areas

Autodesk 3ds max

Students will work on 3D architectural design, using this software with the help of CAD

Autodesk Maya

Students will work on 3D Character Design, Animation, Dynamics, rendering for Animation movies, Short film, AD Films etc.,

Nuke

Students will work on a node-based digital compositing application developed by The Foundry, and used for television and film post-production.

SilhouetteFX

Students will work on advanced Rotoscopytool for the visual effects industry in post-production area.

Adobe CC Master Collection

Students will work on Photoshop, Illustrator, Indesign, Flash, Premier, Dreamweaver and After Effects.

Advanced Training Restaurant

Food and Beverage Service



Food Service



Regardless of a restaurant's size or style, the serving staff represents the face of every dining establishment. These individuals will interact the most with guests during a visit, and positive interactions can go a long way towards ensuring those same patrons return.

The Basic training restaurant serves as the training arena, which will help establish to effective, knowledgeable students, and is the focal teaching centre for all hotel management students.

Thrust Areas

The Basic training restaurant focuses on the following training aspects.

- Welcome and greet guests
- Inform guests of specials and menu changes.
- Make recommendations and up-sell effectively.
- Answer questions about our food, beverages and other restaurant functions and services.
- Take food and beverage orders from guests.
- Enter orders in the POS system.
- Deliver food and beverages from kitchen

Advanced Training Kitchen

Advanced Training Kitchen



Dish Preparation in Advanced Training Kitchen



The Advance Training Kitchen training is used primarily, to introduce the art of cooking. It is, where the budding professionals are fine tuned to prove their mettle in the industry. Having mastered the basics, the students move on to specialization in the art of cooking.

The training will allow them to learn the skills and knowledge that are required of a chef in the kitchen, which includes not only knowing how to cook but also how to create new dishes, how to keep the kitchen safe, how to run the kitchen efficiently and more.

This kitchen boasts of state of art equipment & hotel kitchen simulation. Elaborate dishes are prepared here.

The cuisines under consideration are Indian, Oriental, Continental, Chinese, Mexican, Japanese, Thai, Arabic, Italian and Spanish.

Thrust Areas

Advanced equipments with international preparations, and the requirements of plating and showcasing, the talent of food display are very well taught in this kitchen.

Ship Model based Research

Ship Model



Machinery and equipments of a ship



SHIP IN CAMPUS Available at School of Marine Engineering

Maine Engine: AkaSaka

Model: 6-Cylinder 4-stroke Diesel Main Engine, rated at 2200hp, at 250 rpm

Installation: 2005

Installation Cost: Rs 6 Crores (approx)

The Ship in Campus module is meant for training of the maritime candidates, with an aim of providing them with an environment as close to the actual conditions.

The Ship-In-Campus is a very high tech lab. The entire machinery and equipments of a ship including propeller, steering machinery and rudder etc. are taken out and installed inside a steel hull in the campus.

The training given inside this ship-in- campus, familiarized with the actual working of the engine room machinery, and equipments of a ship but, also get hands-on experience on them.

Further, students learn all the safety and emergency procedures to be followed on board as in on a ship including fire fighting etc. and the equipments includes Maine Engine, Auxiliary Engines, Boilers, Purifiers, Compressors, Incinerator and Various Ship Engine Room pumps.

Bridge Simulator based Research

Simulation training in realistic environments



Bridge Simulator training



Make: Kongsberg
Model: Polaris V
Installation: July 2007
Installation Cost: Rs 96 Lakhs

The latest maritime simulation technology provides impressive 3D-graphics to depict true-to-life vessel models and exercise areas, ensuring quality simulation training in realistic environments and real life ship handling situations.

Full mission bridge simulator is having 6 degrees of freedom motion capabilities. A total of 20 ship models are available for use in full mission bridge simulator.

Full mission bridge simulator helps to notice the variable drift due to wind and current, squat, bank and interaction effects, grounding, various amounts of fog, rain, snow and ice.

Bridge Simulator training is to achieve Real equipment know-how, Regulatory understanding, Operational experience, External interfaces, Visualization, E-learning, User interface, Hydrodynamics, Training & Exercises and Assessment & Evaluation

The Full mission Bridge simulator has the ability to capture new knowledge and to transfer it to trainees of the maritime industry.

Research Promotion Platform

Industry Institute Interface

The Economic growth of a country primarily depends on the synchronized efforts of both the Industry and the University because the Industry drives the Economic Development of nation and the University fuels it. In order to facilitate such synchronized efforts of Industry and the University, VISTAS strives to systematize and catalyze the various joint activities between the Industry and the University. In this context, University –Industry Linkage will play an important role to provide interaction platform to faculty and industry for getting industrial consultancy projects. Due to this interaction, the requirements of industry will be known to the University. Further, the industry will know the potential of University for solving some of the problems faced in industry. Thereby, the university and industry will be benefitted.

Industries and institutes have been collaborating for over a century, but the rise of a

global knowledge economy has intensified the need for strategic partnerships. The Institutes are imparting the basic knowledge and skill, but the Industry-Institute Interaction will enable to undertake research by staff and students relevant to the industry. The Industry-Institute Interaction is designed to run longer period for preparing the manpower of world class in the field of science and technology by inculcating the various skills required by the industry, thereby contributing to the economic and social development at large. With several layers of collaboration being built by the government to develop the Make in India program, the manpower needs have to be fulfilled in order to witness the required development. Though availability of manpower is abundant in India, well equipped manpower with employability skills is the need of the hour. There is a need to create avenues for a close academia and industry interaction through all the phases of technology development, starting from conceptualizing to commercialization.

To Promote Industry - Institute Linkage, the following Schemes are being undertaken:

- Students of VISTAS can undertake the final year projects with a joint supervisor from the industry
- Experts from Industry participate in curriculum design which plays a significant role in preparing the students ready for the industry
- Establishment of Industry-Institute Partnership /interaction Cell.
- Arranging visits of student and staff member to various industries.
- Professional consultancy by the faculty to industries.
- Industrial product testing by faculty & technicians at site or in laboratory.
- Collaborative degree programmes.
- Industrial problems are taken up for research.
- B.Tech. and M.Tech. Projects/dissertation work in industries under joint guidance of the faculty and experts from industry.

- Practicing professionals taking up part-time M.Tech./Ph.D. programme at VISTAS
- Short-term assignment to faculty members in industries.
- Visiting faculty/professors from industries.
- Professorial Chairs sponsored by industries at the Institute.
- R&D Laboratories sponsored by industries at the Institute.
- Scholarships/fellowships instituted by industries at the Institute for students.
- Practical training of students in industries & experiencing learning.
- Sharing the instrumental facilities / data for Research
- Organizing symposia and workshops with joint participation of faculty and industrial experts.
- Facilitate industrial training to students and faculty.
- Research Scholars/Project students can continuously take part in research activities which

evolve continuous human resource support in the research area.

- Jointly conducting seminars, symposia and providing opportunities for research interactions to enrich the knowledge base.

List of Industries collaborated with VISTAS

S.No	Industries
1	IBM India Private Limited
2	ICT Academy
3	EinNel Technologies
4	Calibsoft Technologies Pvt. Ltd
5	National Institute of Ocean Technology
6	Ideal Sensors Private Limited
7	Coromandel Marine Services Private

	Limited
8	Caddam Technologies Private Limited
9	PAR Pharmaceuticals
10	Areete Life Science Private Limited
11	Sun Pharmaceutical Industries Limited
12	Marina Labs
13	Murugappa Group
14	Tamilnadu Steel Tubes Limited
15	Stannis Institute of Allied Health Sciences
16	Josh Nutrition
17	Scitus Pharma Services

18	CAPE Bio Labs
19	Bio Vision Medical Systems
20	Barola Technologies
21	Natural Solutions
22	Plasma Scientific
23	Samhitha Marine
24	Keysight Technologies
25	Innovative Technologies
26	Interlogic Embedded Solutions
27	RRT Electro Power
28	GBoom Software Pvt Ltd

29	BioNeem Tech
30	Letzconnect
31	Mirrar
32	Red Hat Linux
33	National Institute of Wind Energy
34	Different Hair Pvt Ltd
35	Kerry Indev Logistics Pvt. Ltd.
36	B.S.V. Shipping agencies Pvt. Ltd.
37	Ennore Cargo Container Terminal Pvt. Ltd.
38	Dragon Express Pvt. Ltd.
39	K. G Data Solutions

40	Corporate Ark
41	SS Ryders India Pvt Ltd
42	Raunaq Steels Trading Pvt Ltd
43	TSV Global Solutions Pvt Ltd
44	Concern Infotech Pvt Ltd
45	Cholamandalam Investment and Finance Company
46	Salem Infotech, Chennai
47	NSIC – Technical Services Center
48	Vista Expedition(SIAWED)
49	Kaushik Therapeutics Pvt Ltd
50	DPCR

Vels Group of Institutions

25 years - 25 Institutions



- 2016 MDIS VELS
(Global Education from Singapore)
- 2015 Vels Vidyashram - OMR
- 2015 Mahavir Institute of Medical Sciences, Hyderabad
- 2014 Meghna Institute of Dental Sciences (MIDS), Nizamabad
- 2014 Vels Vidyashram - Thalambur
- 2014 Vels Vidyashram - Pallavaram Cantonment
- 2013 Vels Vidyashram - CBSE International
- 2008 Vels University
- 2008 Shri Isari Velan Mission Hospital
- 2008 Vaels International School, Injambakkam
- 2007 Sri Venkateswara Dental College & Hospital
- 2006 Vinayaga College of Education
- 2006 Venkateswara Nursing College
- 2004 Vels Teacher Training Institute
- 2004 Vaels International Pre School - Kindle Kids, Neelankarai
- 2003 Vels Higher Secondary School
- 1999 Vels Srinivasa College of Engineering & Technology
- 1999 Vels Academy of Maritime Studies
- 1997 Vels Institute of Business Administration (VIBA)
- 1996 Vels Institute of Hotel Management
- 1993 Vels Vidyashram - CBSE
- 1993 Vels Institute of Science
- 1992 Vels College of Physiotherapy
- 1992 Vels College of Pharmacy