



4.1.4.1: Expenditure for infrastructure augmentation, excluding salary during the last five years (INR in lakhs)

4.1.4.1 Additional Information

Annual Audited Statement of Accounts

2019 -2020

2018- 2019

2017-2018

2016-2017

2015-2016



**Annual Audited
Statements of accounts**

2019 - 2020



VELS INSTITUTE OF SCIENCE TECHNOLOGY & ADVANCED STUDIES (VELS UNIVERSITY)					
PV Vaithyalingam Road, Pallavaram, Chennai-600117					
BALANCE SHEET					
As at 31-03-2020					
Particulars	Sch.	PALLAVARAM	VAMET	PHYSIOTHERAPY	VISTAS (VELS UNIVERSITY)
		Rs.	Rs.	Rs.	Rs.
I. Sources of Funds					
(1) Capital fund	A	395,317,662	84,077,603	-	479,395,265
(2) Loan funds:					
(a) Secured loans	B	780,029,311	-	-	780,029,311
(b) Unsecured loans	C	-	-	-	-
(3) Revenue Fund	D	1,684,842,465	211,823,234	148,848,502	2,045,514,201
TOTAL		2,860,189,438	295,900,837	148,848,502	3,304,938,777
II. Application of Funds					
(1) Fixed assets:-	E				
(a) Opening		977,539,782	194,191,931	1,734,350	1,173,466,063
(b) Additions		205,613,041	634,318	543,598	206,790,957
(c) Reversals / Deletions		-	-	-	-
(d) Total	E	1,183,152,823	194,826,249	2,277,948	1,380,257,020
(e) Depreciation		72,343,868	15,077,697	266,078	87,687,643
		1,110,808,955	179,748,552	2,011,870	1,292,569,377
(2) Current Assets, Loans and Advances:					
(a) Loans and Advances	F	1,924,037,909	1,076,900	27,860	1,925,142,669
(b) Deposits	G	286,393,946	432,965	-	286,826,911
(c) Sundry Debtors	H	40,411,140	2,518,955	41,214	42,971,309
(d) Cash and Bank Balances	I	22,436,516	2,665,785	85,345	25,187,646
Total Current Assets (A)		2,273,279,511	6,694,605	154,419	2,280,128,535
Less:					
Current Liabilities and Provisions:					
Current Liabilities	J	58,803,888	14,647,456	116,300	73,567,644
(B)		58,803,888	14,647,456	116,300	73,567,644
Net current assets:(A)-(B)		2,214,475,623	(7,952,851)	38,119	2,206,560,891
Branch & Divisions		(465,095,140)	124,105,136	146,798,513	(194,191,491)
TOTAL		2,860,189,438	295,900,837	148,848,502	3,304,938,777

VELS INSTITUTE OF SCIENCE TECHNOLOGY & ADVANCED STUDIES (VELS UNIVERSITY)

VELS INSTITUTE OF SCIENCE TECHNOLOGY & ADVANCED STUDIES

DR. ISHARI K. GANESH
Managing Trustee
Place : Chennai
Date :



Managing Trustee



For VAIRAV & ASSOCIATES
Chartered Accountants

VAIRAV
Proprietor
M.No. 236495

VELS INSTITUTE OF SCIENCE TECHNOLOGY & ADVANCED STUDIES (VELS UNIVERSITY)					
PV Vaithyalingam Road, Pallavaram , Chennai-600117					
Income & Expenditure Account					
for the period ended 31-03-2020					
Particulars	Sch.	Pallavaram	VAMET	PHYSIOTHERAPY	VISTAS
		Rs.	Rs.	Rs.	(VELS UNIVERSITY) Rs.
INCOME					
Fee Income		1,170,711,051	165,059,600	48,938,460	1,384,709,111
Other Income		178,653,772	372,844	17,115	179,043,731
TOTAL		1,349,364,823	165,432,444	48,955,575	1,563,752,842
EXPENDITURE					
Administrative & Other Expenses	K	737,687,111	100,419,761	9,271,492	847,378,364
Depreciation and Amortization Expenses	E	72,343,868	15,077,697	266,078	87,687,643
Interest/Finance charges	L	64,348,411	357	-	64,348,768
		874,379,390	115,497,815	9,537,570	999,414,773
Excess of Income Over Expenses carried to Balancesheet		474,985,433	49,934,629	39,418,005	564,338,067

VELS INSTITUTE OF SCIENCE TECHNOLOGY & ADVANCED STUDIES (VELS UNIVERSITY)

For VELS INSTITUTE OF SCIENCE TECHNOLOGY & ADVANCED STUDIES

DR. ISHARI K. GANESH
Managing Trustee
Place : Chennai
Date :

[Signature]

Managing Trustee



For VAIRAV & ASSOCIATES
Chartered Accountants

[Signature]
Proprietor
M.No. 236495

Vels Institute of Science Technology And Advanced Studies (Vels University)				
Schedule to Balance Sheet Items				
Particulars	As at 31.03.2020			VISTAS (VELS UNIVERSITY)
	Pallavaram Rs.	Vamet Rs.	Physiotherapy Rs.	Rs.
Schedule-A : Capital Fund				
Balance as on 01.04.2018	395,317,662	84,077,603	-	479,395,265
TOTAL	395,317,662	84,077,603	-	479,395,265
Schedule- B : Secured Loans				
Cosmos Term Loans	459,269,342			459,269,342
Cosmos Loan Account (vinayaka)	1,425,425			1,425,425
Cosmos Bank - Overdraft 1267511855	100,105,035			100,105,035
Lexus Financial Services Car Loan	4,412,253			4,412,253
Axis Bank Car Loan	8,514,257			8,514,257
Axis Bus Loan	4,283,237			4,283,237
Loan against FD -BOB	63,845,770			63,845,770
Cosmos loan against FD	138,173,992			138,173,992
TOTAL	780,029,311	-	-	780,029,311
Schedule- C : Unsecured Loans				
TOTAL	-	-	-	-
Schedule - D : Revenue Fund				
Balance as on 01.04.2019	1,209,857,032	161,888,605	109,430,498	1,481,176,134
Current Year Excess of Income Over Expenses				-
Transferred from Income & Expenditure A/c	474,985,433	49,934,629	39,418,005	564,338,067
TOTAL	1,684,842,465	211,823,234	148,848,502	2,045,514,201



Particulars	As at 31.03.2020			
	Pallavaram	Vamet	Physiotherapy	VISTAS (VELS UNIVERSITY)
	Rs.	Rs.	Rs.	Rs.
Schedule- F : Loans and Advances				2,541,166
Salary Advance	2,283,906	229,400	27,860	93,270,000
Rent Advance	93,270,000			1,200,000
Indira Educational Trust	1,200,000			303,589,401
Vaels Educational Trust	303,589,401			1,000,000
Vari Educational Trust	1,000,000			30,000,000
Sri Balaji Charitable Educational Trust	30,000,000			964,414,820
BMMT Institute of Education	964,414,820			10,000,000
C Saravanan	10,000,000			12,100,000
Arrow Aircraft _Deposit	12,100,000			346,298,600
Mahavir Institute of Medical Sciences	346,298,600			553,140
Income Tax Disputes - 08-09	553,140			11,226,499
Income Tax Disputes - 11-12	11,226,499			1,000,000
Income Tax Disputes - 14-15	1,000,000			117,600,000
Advance for property	117,600,000			16,738,601
Advance for Expenses Non Teaching	16,738,601			2,558,221
Advance for Expenses Teaching	2,558,221			1,145,241
TDS - Receivable	817,161	328,080		256,690
Tds Receivable- 2012-13	256,690			1,518,119
TDS Receivable 2013-14	1,518,119			2,006,594
TDS Receivable 2015-16	2,006,594			28,933
TCS receivable 2016-17	28,933			466,639
TDS receivable 2014-15 (Vinayaka)	466,639			42,535
TDS receivable 2013-14 (Vinayaka)	42,535			78,192
TDS receivable 2018-19 (Vinayaka)	78,192			2,431,515
TDS receivable 2018-19	2,431,515			2,336,055
TDS receivable 2019-20	2,336,055			201,506
TCS receivable 2019-20	201,506			20,782
TCS receivable 2018-19	20,782			519,420
Scholarship Receivable Rating Students		519,420		1,925,142,669
TOTAL	1,924,037,909	1,076,900	27,860	



[Handwritten Signature]



Particulars	As at 31.03.2020			
	Pallavaram	Vamet	Physiotherapy	VISTAS
	Rs.	Rs.	Rs.	(VELS UNIVERSITY) Rs.
Schedule- G : Deposits				
FD - BOB - 106344-08140300012152	1,123,137			1,123,137
FD - BOB - 698244-08140300013723	5,900,000			5,900,000
FD - BOB - 698243-08140300013722	6,600,000			6,600,000
FD - BOB - Bank Gaurantee-08140300013168	9,092,029			9,092,029
Bob joint Fd no. 08140300031101/12.05.16	644,301			644,301
Bob joint Fd no. 08140300031102/12.05.16	902,018			902,018
FD - BOB - 08140300003/23820	50,000,000			50,000,000
COSMOS F.D No 0681502012759	50,000,000			50,000,000
Fixed Deposit -cosmos0 12795	50,000,000			50,000,000
FD Cosmos 0681502014793	1,992,187			1,992,187
Fd Cosmos 0682001064248	1,421,619			1,421,619
FD cosmos 0682001064266	1,421,618			1,421,618
FD cosmos 0682001064257	2,500,000			2,500,000
Cosmos FD No 06828280555	2,908,000			2,908,000
Vinayaka Educational Trust FD no- 0682826073	644,301			644,301
Bob Joint Fd no. 08140300031099/12.05.16	902,019			902,019
Bob Joint Fd 08140300031100/12.05.16	1,869,844			1,869,844
Vinayaka FD BOB 08140300017041 TTE	2,104,713			2,104,713
Vinayaka FD Bob 08140300013987(L)	1,141,381			1,141,381
Vinayaka FD cosmos bank 0682001064327	1,712,067			1,712,067
Vinayaka FD cosmos bank 0682001064318	1,039,752			1,039,752
Cosmos FD 126200106552	31,192,563			31,192,563
Cosmos FD 126200106545	2,000,000			2,000,000
Cosmos FD 0682830046	2,908,000			2,908,000
Cosmos FD No-0682826082	642,274			642,274
Cosmos 0682001068703	642,275			642,275
Cosmos 0682001068730	642,276			642,276
Cosmos 0682001068712	642,274			642,274
Cosmos 0682001068721	346,317	406,915		753,232
Electricity Deposit	8,500	19,000		27,500
Deposit LPG Gas	300,000			300,000
Deposit Bar Council of India	2,723,679			2,723,679
Electricity Deposit (Vinayaka)	-	7,050		7,050
Telephone Deposit	228,581			228,581
Interest Accrued on FD	198,221			198,221
Interest Accrued on FD (Vinayaka)				
TOTAL	286,393,946	432,965	-	286,826,911
Schedule H : Sundry Debtors				
Debtors Others	2,337,018			2,337,018
Advances to Suppliers	38,074,122	2,518,955	41,214	40,634,291
TOTAL	40,411,140	2,518,955	41,214	42,971,309



[Handwritten Signature]



Particulars	As at 31.03.2020			
	Pallavaram	Varnet	Physiotherapy	VISTAS
	Rs.	Rs.	Rs.	(VELS UNIVERSITY) Rs.
Schedule- I : Cash and Bank Balances				
Cash in hand	1,693,858	262,442	85,345	2,041,645
Cash in hand				-
Cash at Scheduled Banks	4,022,774			4,022,774
Bank Axis 911010014364240	96,805			96,805
Bank BOB - 08140100011870- Activites Nss Spl Camp	1,317			1,317
Bank BOB - 08140100011871 Nss - Corpus Fund	961,042			961,042
Bank BOB - 08140100011872 Nss Prog. Co-Or Regular	1,571,633			1,571,633
Bank BoB (08140200000429)	3,466,821			3,466,821
Bank BOB - 08140400000132 (OD)	23,101			23,101
Bank TMB - 538		113,511		113,511
Axis Bank - 537902	68,240			68,240
AXIS BK - 083010100395342	441,520			441,520
THE COSMOS CO-OPERATIVE BANK LTD - 068050105500	25,000			25,000
Indusind bank	1,299,644			1,299,644
Bank Cosmos VISTT 0680501017356		11,812		11,812
Bank Of Baroda - 270	262,245			262,245
Bank Of Baroda - 276	169,842			169,842
Cosmos - 068050105517 (Vinayaka)	1,953,579			1,953,579
COSMO 06860010170	511,498			511,498
Canara Bank -0910101054849	209,960			209,960
Axis Bank 915020023266273 swiping a/c - Vistas Madipakkam	1,353,790			1,353,790
Axis Bank Ac no-916010017612367 (MDIS)	177,818			177,818
Axis Bank Vistas - refresher - 916010063706414	865,407			865,407
EQUITAS SMALL BANK-100001783985	55,770			55,770
EQUITAS SMALL BANK-200000318680	1,031			1,031
EQUITAS SMALL BANK-100005699435		2,171,532		2,171,532
Axis Vistas Trust A/c- 911010015611213		96,275		96,275
ICICI Bank-103905001613	3,173,820	215		3,174,035
ICICI Bank-103901000868		9,998		9,998
ICICI C A/c 000101229526	30,000			30,000
Post Office Phd A/c				
TOTAL	22,436,516	2,665,785	85,345	25,187,646




[Handwritten Signature]



Particulars	As at 31.03.2020			
	Pallavaram	Vamet	Physiotherapy	VISTAS (VELS UNIVERSITY)
	Rs.	Rs.	Rs.	Rs.
Schedule- J : Current Liabilities and Provisions				
Current Liabilities				1,791,965
Creditors - Capital expenditure	1,423,839	366,376	1,750	662,000
Deposit Payable	450,000	212,000		2,840,600
Deposit - Teachers Recruitment Board, Tamilnadu	2,840,600			15,881,373
Vels Education Society	15,881,373			1,300,340
Vetri Educational Trust	1,300,340			20,416,325
Caution deposit	6,825,875	13,520,450	70,000	9,950,225
Hostel deposit	9,509,650	423,000	17,575	151,566
Caution Deposit-Staff	151,566			5,313,554
Term fees refundable	5,313,554			5,229,931
Grants for Research Projects	5,229,931			2,007,383
Professional Tax payable	1,876,217	104,243	26,923	777,084
PF & other payables	777,084			445,800
Scholarship Payable	445,800			3,810,097
Credits in Banks - Student details awaited from Bank	3,810,097			240,300
Arthi Associates P Ltd	240,300			17,993
GST Payable	17,993			1,376
TDS-Advt	1,376			624,190
TDS -Consultancy	624,190	-		4,470
TDS - Transport		4,470		3,379
TDS - Canteen		3,327	52	798,500
TDS Salary	798,500	-		358,700
TDS-Rent	358,700			2,400
TDS-Professionals		2,400		1,911
TDS -Security Salary		1,911		936,182
TDS Other Contractors	926,903	9,279	-	73,567,644
TOTAL	58,803,888	14,647,456	116,300	



Schedule to Income & Expenditure Items				
As at 31.03.2020				
Particulars	As at 31.03.2020			VISTAS (VELS UNIVERSITY)
	Pallavaram Rs.	Vamet Rs.	Physiotherapy Rs.	Rs.
Schedule -K: Administrative and Other Expenses				Rs.
Academic Expenses	43,244,289	3,711,519	381,892	47,337,700
Administrative Expenses	5,245,987	2,411,526	2,139	7,659,652
Advt & Publicity, Promotional, Development, Sponsorship exp	143,179,011	305,497	200,000	143,684,508
Affiliation & Registration Exp	1,903,065	-	5,250	1,908,315
Communication Expenses	1,221,566	359,348	-	1,580,914
Conference, workshop, Seminar & Function Exp	15,738,573	376,206	74,811	16,189,590
Consultancy Charges	28,790,814			28,790,814
Consumables Exp	1,599,899			1,599,899
Electricity Charges	7,145,129	3,448,170		10,593,299
Examination Exp	11,722,536		460,257	12,182,793
Hostel & Mess expenses	28,773,152	25,297,258	1,468,898	55,539,308
Inspection Charges		282,051	31,947	313,998
Insurance	5,633,915	310,666		5,944,581
Laundry charges		1,540,781		1,540,780
Note Book Exp	1,460,577	2,934,743		4,395,320
Other expenses	6,338,829	106,687	7,045	6,452,561
Personnel Expenses - Direct	249,990,400	35,928,054	6,193,979	292,112,433
Personnel Expenses - Indirect	73,597,794	8,191,091	273,023	82,061,908
Printing and Stationery	7,383,476	994,759	49,206	8,427,441
Rent	43,351,500			43,351,500
Repairs & Maintenance	51,269,967	6,128,205	84,769	57,482,941
Sports Exp	443,309			443,309
Transportation, fuel & Travelling Expenses & Conveyance	8,227,032	2,390,471	38,276	10,655,779
Uniform expenses	1,426,292	5,702,729		7,129,021
TOTAL	737,687,111	100,419,761	9,271,492	847,378,364
Schedule-L : Interest/Finance charges				
Bank Charges	226,051	357	-	226,408
Interest on Term Loan	45,604,780			45,604,780
Processing Fees	1,781,090			1,781,090
Interest paid Vehicles & others	1,242,499			1,242,499
Interest on Loan on FD	5,273,785			5,273,785
Interest On OD	10,220,206			10,220,206
TOTAL	64,348,411	357	-	64,348,768



Schedule E

Schedule E

Between 01.04.2019 - 30.09.2019
Between 01.10.2019 - 31.03.2020

Depreciation Schedule for VISTAS Pallavaram

Description	Rate	Net Block	Additions		Total	Deletions			Depreciation		Total	Net Block
		as on 31.03.2018	Block I	Block II		Block I	Block II	Total	Block I	Block II		as on 31.03.2019
Building	10.00%	311,700,894.03	-	-	-	-	-	-	31,170,089	-	31,170,089	280,530,805
Building WIP	0.00%	-	-	154,520,393	154,520,393	-	-	-	-	-	-	154,520,393
Furniture & Fixtures	10.00%	40,677,141.96	2,314,541	2,754,111	5,068,652	-	-	-	4,299,168	137,705.55	4,436,874	41,308,920
Land	0.00%	441,736,877.00	-	-	-	-	-	-	-	-	-	441,736,877
Plant & Machinery	15.00%	141,745,190.10	9,615,921	7,807,389	17,423,310	-	-	-	22,704,167	585,554.18	23,289,721	135,678,779
Vehicles	15.00%	29,228,691.98	11,417,648	12,131,804	23,549,452	-	-	-	6,096,951	909,885.30	7,006,836	45,771,308
Computer	40.00%	12,450,987.19	2,248,535	2,802,699	5,051,234	-	-	-	5,879,809	560,539.80	6,440,348	11,061,874
WIP Building	0	-	-	-	-	-	-	-	-	-	-	-
		977,539,782	25,596,645	180,016,396	205,613,041	-	-	-	70,150,183	2,193,685	72,343,868	1,110,808,955



Block I
Block II

Between 01.04.2018 - 30.09.2018
Between 01.10.2018 - 31.03.2019

Schedule E

Depreciation Schedule for Vel's Academy of Maritime Education & Training

Description	Rate	Net Block as on 31.03.2018	Additions			Deletions			Depreciation			Net Block as on 31.03.2019
			Block I	Block II	Total	Block I	Block II	Total	Block I	Block II	Total	
Land	0%	8,751,121			-			-			-	8,751,121
Land Development	0%	500,000			-			-			-	500,000
Airconditioner	15%	335,858		94,600	94,600				50,379	7,095	57,474	372,984
Audio system	15%	7,122			-			-	1,068		1,068	6,054
Building WIP	0%	37,579,381			-			-			-	37,579,381
Building	10%	106,672,071			-			-	10,667,207		10,667,207	96,004,864
Building-Main Building	0%	2,714,277			-			-			-	2,714,277
Building-Work Shop	0%	2,367,952			-			-			-	2,367,952
Building-New Hostels	10%	9,506,922			-			-	950,692		950,692	8,556,230
Car	15%	1,680,125			-			-	252,019		252,019	1,428,106
Cash Counting Machine	15%	6,815			-			-	1,022		1,022	5,793
CCTV Camera	15%	3,800			-			-	570		570	3,230
Computer	40%	105,003			-			-	42,001		42,001	63,002
Electrical & Fitting	10%	2,157,903	52,992		52,992			-	221,090		221,090	1,989,806
mono Pumpset	10%	12,292			-			-	1,229		1,229	11,063
Ceiling fan	10%	344,658	36,720		36,720			-	38,138		38,138	343,240
Furniture & Fixtures	10%	8,103,180	263,640		263,640			-	836,682		836,682	7,530,138
Hostel Equipments	15%	532,954			-			-	79,943		79,943	453,011
Kitchen Equipments	15%	1,134,053			-			-	170,108		170,108	963,945
Lab Equipments	15%	1,234,756			-			-	185,213		185,213	1,049,543
Library Books	40%	5,522			-			-	2,209		2,209	3,313
Office Equipments	15%	649,954		7,675	7,675			-	97,493	576	98,069	559,560
Overhead Projector	15%	205,095			-			-	30,764		30,764	174,330
Printer	40%	1,180			-			-	472		472	708
Refrigerator	15%	23,897			-			-	3,585		3,585	20,313
Ship In Campus	15%	5,332,833			-			-	799,925		799,925	4,532,908
Software	40%	48			-			-	19		19	29
Sports Material	15%	327,034	99,491	79,200	178,691			-	63,979	5,940	69,919	435,806
Swaraj Mazda Van	15%	162,578			-			-	24,387		24,387	138,192
T V Stabilizer	15%	12,265			-			-	1,840		1,840	10,425
Teaching Aids	15%	60,612			-			-	9,092		9,092	51,520
Telephone Equipments	15%	1,026			-			-	154		154	872
Musical Equipments	15%	26,383			-			-	3,957		3,957	22,426
UPS	40%	15,992			-			-	6,397		6,397	9,595
WaterCooler & Purifier	15%	141,162			-			-	21,174		21,174	119,988
Work Shop Equipments	15%	661,295			-			-	99,194		99,194	562,101
Tempo Travellor	15%	253,609			-			-	38,041		38,041	215,567
Lift	15%	134,177			-			-	20,126		20,126	114,050
Plant & Machinery	15%	2,209,841			-			-	331,476		331,476	1,878,365
Air Compressor	15%	75,336			-			-	11,300		11,300	64,035
Borewell	0%	134,248			-			-			-	134,248
Washing Machine	15%	7,602			-			-	1,140		1,140	6,461
Total		194,191,931	452,843	181,475	634,318				15,064,087	13,611	15,077,697	179,748,552

[Handwritten Signature]

VEL'S ACADEMY OF MARITIME EDUCATION & TRAINING
New No. 93
SM No. 2, 4th Floor
Attipattinam St.,
Chennai-1.

Depreciation Schedule for Vels College of Physiotherapy

Description	Rate	Net Block as on 31.03.2019	Additions			Deletions			Depreciation			Net Block as on 31.03.2020
			Block I	Block II	Total	Block I	Block II	Total	Block I	Block II	Total	
		-			-			-			-	-
Air Conditioner	15%	-	116,400		116,400				17,460	-	17,460	98,940
Office Equipment	15%	29,440	34,220	-	34,220				9,549	-	9,549	54,111
Lab Equipment	15%	50,570	6,791	-	6,791				8,604	-	8,604	48,757
Medical Equipment	15%	78,643	182,362	-	182,362				39,151	-	39,151	221,854
UPS	40%	32	-		-				13	-	12	20
computer	40%	31,502	-	28,500	28,500				12,601	5,700	18,301	41,701
Library Books	40%	3,510	-		-				1,404	-	1,404	2,106
Furniture	10%	1,510,041	167,675		167,675				167,772	-	167,772	1,509,944
Fan	10%	30,614	7,650		7,650				3,826	-	3,826	34,437
Total		1,734,350	515,098	28,500	543,598				260,379	5,700	266,078	2,011,870



[Handwritten Signature]



Annual Audited
Statements of accounts
2018-2019



VELS INSTITUTE OF SCIENCE TECHNOLOGY & ADVANCED STUDIES (VELS UNIVERSITY)

PV Vaithyalingam Road, Pallavaram, Chennai-600117

BALANCE SHEET

As at 31/03/2019

Particulars	Sch.	Pallavaram Rs.	VAMET Rs.	PHYSIOTHERAPY Rs.	TOTAL Rs.
I. Sources of Funds					
(1) Capital fund	A	395,317,662	84,077,603	-	479,395,265
(2) Loan funds:					
(a) Secured loans	B	677,599,684	-	-	677,599,684
(b) Unsecured loans	C	-	-	-	-
(3) Revenue Fund	D	1,209,857,031	161,888,605	109,430,498	1,481,176,134
TOTAL		2,282,774,377	245,966,208	109,430,498	2,638,171,083
II. Application of Funds					
(1) Fixed assets:-	E				
(a) Opening		952,059,071	210,425,698	1,326,103	1,163,810,872
(b) Additions		96,289,857	603,787	620,107	97,513,751
(c) Reversals / Deletions		315,100	-	-	315,100
(d) Total		1,048,033,828	211,029,485	1,946,210	1,261,009,523
(e) Depreciation	E	70,494,046	16,837,554	211,860	87,543,460
		977,539,782	194,191,931	1,734,350	1,173,466,063
(2) Current Assets, Loans and Advances:					
(a) Loans and Advances	F	1,319,996,815	1,173,103	3,950	1,321,173,868
(b) Deposits	H	250,593,868	432,965	-	251,026,833
(c) Sundry Debtors	G	36,100,653	2,595,074	104,289	38,800,016
(d) Cash and Bank Balances	I	40,671,190	5,206,741	20,420	45,898,351
Total Current Assets (A)		1,647,362,526	9,407,883	128,659	1,656,899,068
Less:					
Current Liabilities and Provisions:					
Current Liabilities	J	32,462,430	13,023,537	110,790	45,596,757
		32,462,430	13,023,537	110,790	45,596,757
Net current assets:(A)-(B)		1,614,900,096	(3,615,654)	17,869	1,611,302,311
Branch & Divisions		(309,665,500)	55,389,931	107,678,278	(146,597,291)
TOTAL		2,282,774,378	245,966,208	109,430,498	2,638,171,083

FOR VELS INSTITUTE OF SCIENCE
TECHNOLOGY & ADVANCED STUDIES

Authorised Signatory

Vairav & Associates
Chartered AccountantsJ. JAI V VAIRAV
Proprietor
M.No.236495

VELS INSTITUTE OF SCIENCE TECHNOLOGY & ADVANCED STUDIES (VELS UNIVERSITY)

PV Vaithyalingam Road, Pallavaram, Chennai-600117

Income & Expenditure Account

for the period ended 31-03-2019

Particulars	Sch.	Pallavaram	VAMET	PHYSIOTHERAPY	Total
		Rs.	Rs.	Rs.	Rs.
INCOME					
Direct Income	K	886,081,481	98,191,756	37,363,725	1,021,636,962
Indirect Income	L	153,050,343	64,638,769	8,394,391	226,083,503
TOTAL		1,039,131,824	162,830,525	45,758,116	1,247,720,465
EXPENDITURE					
Administrative & Other Expenses	M	668,839,292	95,062,035	8,297,574	772,198,901
Depreciation and Amortization Expenses	E	70,494,046	16,837,554	211,860	87,543,460
Interest/Finance charges	N	46,945,521	472	-	46,945,993
		786,278,859	111,900,061	8,509,434	906,688,353
Excess of Income Over Expenses <i>carried to Balancesheet</i>		252,852,964	50,930,464	37,248,682	341,032,112

For VEL'S INSTITUTE OF SCIENCE
TECHNOLOGY & ADVANCED STUDIES

[Signature]
Authorised Signatory




For VAIRAV & ASSOCIATES
Chartered Accountants

[Signature]
(T. JAI VAIRAV)
Proprietor
M.No. 236495

Vels Institute of Science Technology And Advanced Studies (Vels University)				
Schedule to Balance Sheet Items				
Particulars	As at 31.03.2019			
	Pallavaram Rs.	Vamet Rs.	Physiotherapy Rs.	Vels University (VISTAS) Rs.
Schedule-A : Capital Fund				
Balance as on 01.04.2018	395,317,662	84,077,603	-	479,395,265
Corpus Donation Received During the Year	-	-	-	-
TOTAL	395,317,662	84,077,603	-	479,395,265
Schedule- B : Secured Loans				
Cosmos Term Loans	385,787,959			385,787,959
Cosmos Loan Account (vinayaka)	7,352,417			7,352,417
Cosmos Bank OD Account No. 10170	91,049,064			91,049,064
Axis Bank Car Loan	282,275			282,275
Axis Bus Loan	1,626,287			1,626,287
Sundaram Finance Vehicle loan	1,608,765			1,608,765
Loan against FD -BOB	58,976,319			58,976,319
Cosmos loan against FD	130,916,598			130,916,598
TOTAL	677,599,684	-	-	677,599,684
Schedule- C : Unsecured Loans				
TOTAL	-	-	-	-
Schedule - D : Revenue Fund				
Balance as on 01.04.2018	957,004,067	110,958,141	72,181,816	1,140,144,024
Revenue Fund of Vinayaka transferred during the year				
Current Year Excess of Income Over Expenses				
Transferred from Income & Expenditure A/c	252,852,964	50,930,464	37,248,682	341,032,110
TOTAL	1,209,857,031	161,888,605	109,430,498	1,481,176,134

FOR VELS INSTITUTE OF SCIENCE
TECHNOLOGY & ADVANCED STUDIES



Authorised Signatory



Particulars	As at 31.03.2019			
	Pallavaram Rs.	Vamet Rs.	Physiotherapy Rs.	Vels University (VISTAS) Rs.
Schedule- F : Loans and Advances				
Salary Advance	2,213,781	309,203	3,950	2,526,934
Rent Advance	93,270,000			93,270,000
Indira Educational Trust	400,000			400,000
Vaels Educational Trust	38,238,257			38,238,257
Vetri Educational Trust	699,660			699,660
Vari Educational Trust	1,000,000			1,000,000
BMMT Institute of Education	651,779,054			651,779,054
C Saravanan	10,000,000			10,000,000
A Sundar	5,000,000			5,000,000
Vels Education Society	5,750,600			5,750,600
Mahavir Institute of Medical Sciences	437,998,600			437,998,600
Income Tax Disputes - 08-09	553,140			553,140
Income Tax Disputes - 11-12	11,226,499			11,226,499
Income Tax Disputes - 14-15	1,000,000			1,000,000
Advance for property	40,100,000			40,100,000
Advance for Expenses Non Teaching	6,177,658	16,300		6,193,958
Advance for Expenses Teaching	1,856,546			1,856,546
TDS - Receivable	817,161	328,180		1,145,341
Tds Receiveable- 2012-13	256,690			256,690
TDS Receiveable 2013-14	1,518,119			1,518,119
TDS Receiveable 2015-16	2,006,594			2,006,594
TDS receiveable 2016-17	2,366,889			2,366,889
TDS receiveable 2017-18	2,625,197			2,625,197
TDS receiveable 2014-15 (Vinayaka)	466,639			466,639
TDS receiveable 2013-14 (Vinayaka)	42,535			42,535
TDS receiveable 2018-19 (Vinayaka)	63,195			63,195
TDS receiveable 2018-19	2,431,515			2,431,515
TDS receiveable 2017-18 (Vinayaka)	88,771			88,771
TCS receiveable 2016-17	28,933			28,933
TCS receiveable 2018-19	20,782			20,782
Scholarship Receivable Rating Students		519,420		519,420
TOTAL	1,319,996,815	1,173,103	3,950	1,321,173,868
Schedule G : Sundry Debtors				
Debtors- Others	2,417,339			2,417,339
Advances to Suppliers	33,683,314	2,595,074		36,382,677
TOTAL	36,100,653	2,595,074		38,800,016


 Authorised Signatory

FOR VELS INSTITUTE OF SCIENCE
 TECHNOLOGY & ADVANCED STUDIES



Particulars	As at 31.03.2019			
	Pallavaram Rs.	Varnet Rs.	Physiotherapy Rs.	Vels University (VISTAS) Rs.
Schedule- H : Deposits				
FD - BOB - 106344-08140300012152	1,059,334			1,059,334
FD - BOB - 698244-08140300013723	6,600,000			6,600,000
FD - BOB - 698243-08140300013722	5,900,000			5,900,000
FD - BOB - Bank Gaurantee-08140300013168	8,569,346			8,569,346
Bob joint Fd no. 08140300031101/12.05.16	603,618			603,618
Bob joint FD no. 08140300031102/12.05.16	845,064			845,064
FD - BOB - 08140300003/23820	50,000,000			50,000,000
COSMOS F.D No 0681502012759	50,000,000			50,000,000
Fixed Deposit -cosmos 2795	50,000,000			50,000,000
FD Cosmos 0681502014793	50,000,000			50,000,000
Fd Cosmos 0682001064248	1,772,901			1,772,901
FD cosmos 0682001064266	1,325,137			1,325,137
FD cosmos 0682001064257	1,325,136			1,325,136
Cosmos FD No 06828280555	2,500,000			2,500,000
Vinayaka Educational Trust FD no- 0682826073	2,908,000			2,908,000
Bob Joint FD no. 08140300031099/12.05.16	603,619			603,619
Bob Joint Fd 08140300031100/12.05.16	845,065			845,065
Vinayaka FD BOB 08140300017041 TTE	1,762,750			1,762,750
Vinayaka FD Bob 08140300013987(L)	1,985,971			1,985,971
Vinayaka FD cosmos bank 0682001064327	1,074,439			1,074,439
Vinayaka FD cosmos bank 0682001064318	1,611,654			1,611,654
Cosmos FD No-0682826082	2,908,000			2,908,000
Cosmos 0682001068703	604,605			604,605
Cosmos 0682001068730	604,605			604,605
Cosmos 0682001068712	604,606			604,606
Cosmos 0682001068721	604,605			604,605
Electricity Deposit	346,317	406,915		753,232
Deposit LPG Gas	3,400	19,000		22,400
Deposit Bar Council of India	300,000			300,000
Electricity Deposit (Vinayaka)	2,898,894			2,898,894
Telephone Deposit		7,050		7,050
Interest Accrued on FD	228,581			228,581
Interest Accrued on FD (Vinayaka)	198,221			198,221
TOTAL	250,593,868	432,965		251,026,833


For VEL'S INSTITUTE OF SCIENCE
TECHNOLOGY & ADVANCED STUDIES

[Signature]
Authorised Signatory



Particulars	As at 31.03.2019			
	Pallavaram Rs.	Vamet Rs.	Physiotherapy Rs.	Vels University (VISTAS) Rs.
Schedule- I : Cash and Bank Balances				
Cash in hand				
Cash in hand	3,821,220	79,210	20,420	3,920,850
Cash at Scheduled Banks				
Bank Axis 911010014364240	2,287,424			2,287,424
Bank BOB - 08140100011870- Activites Nss Spl Camp	93,615			93,615
Bank BOB - 08140100011871 Nss - Corpus Fund	1,273			1,273
Bank BOB - 08140100011872 Nss Prog. Co-Or Regular	796,127			796,127
Bank BoB (08140200000429)	512,894			512,894
Bank BOB - 08140400000132 (OD)	422,699			422,699
Bank TMB - 538	23,101			23,101
Axis Bank - 537902		113,511		113,511
AXIS BK - 083010100395342	114,398			114,398
THE COSMOS CO-OPERATIVE BANK LTD - 068050105500	178,140			178,140
Indusind bank	25,000			25,000
Bank Cosmos VISTT 0680501017356	1,248,797			1,248,797
Bank Of Baroda - 270		11,812		11,812
Bank Of Baroda - 276	71,455			71,455
Cosmos - 068050105517 (Vinayaka)	107,427			107,427
Canara Bank -0910101054849	302,503			302,503
Axis Bank 915020023266273 swiping a/c - Vistas Madipakkam	403,607			403,607
Axis Bank Ac no-916010017612367 (MDIS)	1,307,301			1,307,301
Axis Bank Vistas - refresher - 916010063706414	171,712			171,712
EQUITAS SMALL BANK-100001783985	9,465,387			9,465,387
EQUITAS SMALL BANK-200000318680	151,095			151,095
Axis Vistas Trust A/c- 911010015611213		4,895,721		4,895,721
ICICI Bank-103905001613		96,275		96,275
ICICI Bank-103901000868	19,136,017	215		19,136,231
ICICI C A/c 000101229526		9,998		9,998
Post Office Phd A/c	30,000			30,000
TOTAL	40,671,190	5,206,741	20,420	45,898,351

For VELS INSTITUTE OF SCIENCE
TECHNOLOGY & ADVANCED STUDIES


Authorised Signatory



Particulars	As at 31.03.2019			
	Pallavaram	Vamet	Physiotherapy	Vels University (VISTAS)
	Rs.	Rs.	Rs.	Rs.
Schedule- J : Current Liabilities and Provisions				
Current Liabilities				
Creditors - Capital expenditure	693,382	688,112	-	1,381,494
Deposit Payable	400,000	212,000		612,000
MDIS Pte Ltd	2,005,454			2,005,454
Caution deposit	5,633,875	11,496,250	70,000	17,200,125
Hostel deposit	11,244,900	423,000	12,575	11,680,475
Caution Deposit-Staff	140,566			140,566
Term fees refundable	6,232,804			6,232,804
Grants for Research Projects	(182,142)			(182,142)
Professional Tax payable	-	100,351	24,938	125,289
PF payable	61,200			61,200
Scholarship Payable	445,800			445,800
Service Tax Payable for HND Nautical Science		84,630		84,630
Credits in Banks - Student details awaited from Bank	3,186,176			3,186,176
Arthi Associates P Ltd	120,150			120,150
Kushmitha Foundation - Vinayaka	243,000			243,000
TDS-Advt	7,485			7,485
TDS -Consultancy	690,442			690,442
TDS - Transport		3,604		3,604
TDS - Canteen			2,726	2,726
TDS Salary	741,500			741,500
TDS-Rent	682,850			682,850
TDS-Professionals		12,000		12,000
TDS -Security Salary		1,710		1,710
TDS Other Contractors	114,987	1,880	551	117,418
TOTAL	32,462,430	13,023,537	110,790	45,596,757

For VEL'S INSTITUTE OF SCIENCE
TECHNOLOGY & ADVANCED STUDIES

[Signature]
Authorised Signatory



Particulars	As at 31.03.2019			
	Pallavaram Rs.	Vamet Rs.	Physiotherapy Rs.	Vels University (VISTAS) Rs.
Schedule - K : Direct Income				
(A) Income				
Application fee	2,164,526		96,700	2,261,226
Fee Receipts	862,182,238	98,994,055	32,651,625	993,827,918
Bus Fees	12,829,130		3,405,410	16,234,540
Admission Fee	26,654,480	35,000	536,500	27,225,980
Registration Fee	9,713,620		291,600	10,005,220
Other Fees	9,171,737	72,701	561,890	9,806,328
Fees Concession to Students	(36,634,250)	(910,000)	(180,000)	(37,724,250)
TOTAL	886,081,481	98,191,756	37,363,725	1,021,636,962
Schedule - L : Indirect Income				
Examination Fees	59,333,065	4,926,400	3,007,350	67,266,815
SAP fees	9,122,100			9,122,100
Placement Fee	5,320,500			5,320,500
Hostel, Boarding & Lodging fees	8,223,390	47,040,601	4,398,395	59,662,386
Eligibility Fees	253,230			253,230
Cultural Fees	3,058,670			3,058,670
Interest Received on FD	13,471,651			13,471,651
Uniform, Internet and books	3,534,000	11,621,223	56,000	15,211,223
Lab fees		65,000	70,000	135,000
Insurance			148,340	148,340
Condonation fees	10,789,050		139,000	10,928,050
Fines & Penalty	12,329,430	526,960	529,700	13,386,090
Other income	4,243,890			4,243,890
Rent Received	5,607,722	216,000		5,823,722
Synopsis fee	398,800			398,800
Revaluation Fees	1,804,000	18,000	8,000	1,830,000
Interest received on SB & Others	6,251,155	224,585		6,475,740
Records, Journals & Lab coat	1,529,795			1,529,795
Misc Income	7,779,895		37,606	7,817,501
TOTAL	153,050,343	64,638,769	8,394,391	226,083,503

For VEL'S INSTITUTE OF SCIENCE
TECHNOLOGY & ADVANCED STUDIES

[Signature]
Authorised Signatory



Particulars	As at 31.03.2019			
	Pallavaram	Vamet	Physiotherapy	Vels University (VISTAS)
	Rs.	Rs.	Rs.	Rs.
Schedule -M: Administrative and Other Expenses				
Advt & Publicity exp	133,281,608	102,348		133,383,956
Academic Expenses	55,852,174	4,754,951	104,500	60,711,624
Affiliation & Registration Exp	1,850,753	56,041		1,906,794
Consumables Exp	3,214,914			3,214,914
Note Book Exp	1,026,481	3,002,546		4,029,027
Conference, workshop, Seminar & Function Exp	14,111,172	389,454	15,840	14,516,466
Printing and Stationery	4,597,189	961,744	46,967	5,605,900
Repairs & Maintenance	46,027,683	5,240,962	195,041	51,463,686
Administrative Expenses	8,745,486	1,253,122	23,461	10,022,069
Sports Exp	1,085,710			1,085,710
Uniform expenses	1,629,562	5,994,566		7,624,128
Communication Expenses	1,290,067	322,208	3,562	1,615,837
Electricity Charges	8,667,209	3,506,883		12,174,092
Hostel & Mess expenses	25,472,423	25,393,604	1,953,446	52,819,473
Personnel Expenses - Direct	212,494,834	31,507,078	5,407,728	249,409,640
Personnel Expenses - Indirect	56,944,312	9,111,522	148,400	66,204,234
Rent	45,394,273			45,394,273
Transportation, fuel & Travelling Expenses & Conveyance	8,760,183	2,070,975	18,271	10,849,429
Inspection Charges			5,900	5,900
Consultancy Charges	14,506,505			14,506,505
Laundry charges		1,090,704		1,090,704
Insurance	5,425,277	303,327		5,728,604
Exp MDIS Vels	1,360,661			1,360,661
Other expenses	5,797,257		7,884	5,805,141
Examination Exp	11,303,559		366,574	11,670,133
TOTAL	668,839,292	95,062,035	8,297,574	772,198,901
Schedule-N : Interest/Finance charges				
Bank Charges	125,044	472		125,516
Interest on Term Loan	19,672,255			19,672,255
Processing Fees	1,245,549			1,245,549
Interest paid Vehicles & others	11,843,819			11,843,819
Interest on Loan on FD	5,413,769			5,413,769
Interest On OD	8,645,085			8,645,085
TOTAL	46,945,521	472		46,945,993

For VEL'S INSTITUTE OF SCIENCE
TECHNOLOGY & ADVANCED STUDIES

Authorised Signatory



Schedule E

Schedule E

Between 01.04.2018 - 30.09.2018
Between 01.10.2018 - 31.03.2019

Depreciation Schedule for VISTAS Pallavaram

Description	Rate	Net Block	Additions			Deletions			Depreciation			Net Block
		as on 31.03.2018	Block I	Block II	Total	Block I	Block II	Total	Block I	Block II	Total	as on 31.03.2019
Building	10.00%	312,864,157.00	735,070	31,012,200	31,747,270			-	31,359,922.97	1,550,610.00	32,910,533	311,700,894
		-			-			-	-	-	-	-
Furniture & Fixtures	10.00%	36,462,552.00	6,163,343	2,435,617	8,598,960			-	4,262,589.04	121,781.00	4,384,370	40,677,142
		-			-			-	-	-	-	-
Land	0.00%	441,736,877.00	-	-	-			-	-	-	-	441,736,877
		-			-			-	-	-	-	-
Plant & Machinery	15.00%	118,182,303.00	9,666,817	36,050,165	45,716,982	246,700	68,400	315,100	19,140,363.00	2,698,632.00	21,838,995	141,745,190
		-			-			-	-	-	-	-
Vehicles	15.00%	31,222,792.00	2,051,838	1,021,898	3,073,736			-	4,991,194.02	76,642.00	5,067,836	29,228,692
		-			-			-	-	-	-	-
Computer	40.00%	11,590,390.00	1,127,871	6,025,038	7,152,909			-	5,087,303.81	1,205,008.00	6,292,312	12,450,987
		-			-			-	-	-	-	-
WIP Building	0	-			-			-	-	-	-	-
		-			-			-	-	-	-	-
		952,059,071.00	19,744,939	76,544,918	96,289,857	246,700	68,400	315,100	64,841,373	5,652,673	70,494,046.00	977,539,782

For VEL'S INSTITUTE OF SCIENCE
TECHNOLOGY & ADVANCED STUDIES

Authorized Signatory



Block I
Block II

Between 01.04.2018 - 30.09.2018
Between 01.10.2018 - 31.03.2019

Schedule E

Depreciation Schedule for Vel's Academy of Maritime Education & Training

Description	Rate	Net Block			Additions			Deletions			Depreciation			Net Block as on 31.03.2019
		as on 31.03.2018	Block I	Block II	Total	Block I	Block II	Total	Block I	Block II	Total			
Land	0%	8,751,121			-									8,751,121
Land Development	0%	500,000			-									500,000
Airconditioner	15%	395,126			-									395,126
Audio system	15%	1,414		6,400	6,400					59,269	-	59,269		335,858
Building WIP	0%	37,579,381			-					212	480	692		7,122
Building	10%	118,524,523			-									37,579,381
Building-Main Building	0%	2,714,277			-					11,852,452	-	11,852,452		106,672,071
Building-Work Shop	0%	2,367,952			-									2,714,277
Building-New Hostels	10%	10,563,247			-									2,367,952
Car	15%	1,976,617			-					1,056,325	-	1,056,325		9,506,922
Cash Counting Machine	15%	8,018			-					296,493	-	296,493		1,680,125
CCTV Camera	15%	4,470			-					1,203	-	1,203		6,815
Computer	40%	175,006			-					671	-	671		3,800
Electrical & Fitting	10%	2,397,670			-					70,002	-	70,002		105,003
mono Pumpset	10%	13,658			-					239,767	-	239,767		2,157,903
Celling fan	10%	264,495	76,500	39,750	116,250					1,366	-	1,366		12,292
Furniture & Fixtures	10%	8,814,733	188,800		188,800					34,100	1,988	36,087		344,658
Hostel Equipments	15%	627,004			-					900,353	-	900,353		8,103,180
Kitchen Equipments	15%	1,260,680	73,500		73,500					94,051	-	94,051		532,954
Lab Equipments	15%	1,399,785		48,583	48,583					200,127	-	200,127		1,134,053
Library Books	40%	9,204			-					209,968	3,644	213,611		1,234,756
Office Equipments	15%	764,652			-					3,682	-	3,682		5,522
Overhead Projector	15%	241,288			-					114,698	-	114,698		649,954
Printer	40%	1,967			-					36,193	-	36,193		205,095
Refrigerator	15%	28,114			-					787	-	787		1,180
Ship in Campus	15%	6,273,921			-					4,217	-	4,217		23,897
Software	40%	81			-					941,088	-	941,088		5,332,833
Sports Material	15%	296,322		81,254	81,254					32	-	32		48
Swaraj Mazda Van	15%	191,269			-					44,448	6,094	50,542		327,034
T V Stabilizer	15%	14,429			-					28,690	-	28,690		162,578
Teaching Aids	15%	71,308			-					2,164	-	2,164		12,265
Telephone Equipments	15%	1,207			-					10,696	-	10,696		60,612
Musical Equipments	15%	31,039			-					181	-	181		1,026
UPS	40%	26,653			-					4,656	-	4,656		26,383
WaterCooler & Purifier	15%	69,220		89,000	89,000					10,661	-	10,661		15,992
Work Shop Equipments	15%	777,994			-					10,383	6,675	17,058		141,162
Tempo Travellor	15%	298,363			-					116,699	-	116,699		661,295
Lift	15%	157,855			-					44,754	-	44,754		253,609
Plant & Machinery	15%	2,599,813			-					23,678	-	23,678		134,177
Air Compressor	15%	88,630			-					389,972	-	389,972		2,209,841
Borewell	0%	134,248			-					13,295	-	13,295		75,336
Washing Machine	15%	8,943			-									134,248
Total		210,425,698.00	338,800	264,987	603,787					16,818,674		16,818,674		194,191,931

For VEL'S INSTITUTE OF SCIENCE
TECHNOLOGY & ADVANCED STUDIES

[Signature]
Authorised Signatory



Depreciation Schedule for School of Physiotherapy

Description	Rate	Net Block as on 31.03.2018	Additions			Deletions			Depreciation			Net Block as on 31.03.2019
			Block I	Block II	Total	Block I	Block II	Total	Block I	Block II	Total	
Office Equipment	15%	34,635			-			-	5,195	-	5,195	29,440
Lab Equipment	15%	41,625		16,420	16,420			-	6,244	1,232	7,475	50,570
Medical Equipment	15%	-		85,019	85,019			-	-	6,376	6,376	78,643
UPS	40%	53			-			-	21	-	21	32
computer	40%	45,570		5,200	5,200			-	18,228	1,040	19,268	31,502
Library Books	40%	5,849			-			-	2,340	-	2,340	3,510
Furniture	10%	1,190,365	487,458		487,458			-	167,782	-	167,782	1,510,041
Fan	10%	8,005	26,010		26,010			-	3,402	-	3,402	30,614
Total		1,326,103	513,468	106,639	620,107				203,212	8,648	211,860	1,734,350

For VEL'S INSTITUTE OF SCIENCE
TECHNOLOGY & ADVANCED STUDIES

Authorised Signatory




Annual Audited
Statements of accounts
2017-2018



VELS INSTITUTE OF SCIENCE TECHNOLOGY & ADVANCED STUDIES (VELS UNIVERSITY)

PV Vaithyalingam Road, Pallavaram, Chennai-600117

BALANCE SHEET

As at 31/03/2018

Particulars	Sch.	Pallavaram Rs.	VAMET Rs.	PHYSIOTHERAPY Rs.	VELS UNIVERSITY (VISTAS) Rs.
I. Sources of Funds					
(1) Capital fund	A	39,53,17,662	8,40,77,603	-	47,93,95,265
(2) Loan funds:					
(a) Secured loans	B	40,55,29,968	-	-	-
(b) Unsecured loans	C	15,20,36,763	-	-	40,55,29,968
(3) Revenue Fund	D	95,70,04,067	11,09,58,141	7,21,81,816	1,14,01,44,023
TOTAL		1,90,98,88,459	19,50,35,744	7,21,81,816	2,17,71,06,019
II. Application of Funds					
(1) Fixed assets:-					
(a) Opening (including WIP Capitalized)	E	78,31,87,649	22,66,71,503	4,79,728	1,01,03,38,880
(b) Additions		23,19,62,816	25,33,306	9,73,499	23,54,69,621
(c) Reversals / Deletions		1,83,050	-	-	1,83,050
(d) Total		1,01,49,67,415	22,92,04,809	14,53,227	1,24,56,25,451
(e) Depreciation	E	6,29,08,344	1,87,79,110	1,27,124	8,18,14,578
(2) Current Assets, Loans and Advances:		95,20,59,071	21,04,25,698	13,26,103	1,16,38,10,873
(a) Loans and Advances	F	99,92,22,238	11,23,503	-	1,00,03,45,741
(b) Deposits	H	19,63,72,914	4,32,965	-	19,68,05,879
(c) Sundry Debtors	G	4,54,03,266	31,03,957	15,750	4,85,22,973
(d) Cash and Bank Balances	I	13,75,10,033	66,58,477	-	14,41,68,510
Total Current Assets (A)		1,37,85,08,451	1,13,18,902	15,750	1,38,98,43,102
Less:					
Current Liabilities and Provisions:					
Current Liabilities	J	25,35,81,320	1,05,83,443	6,24,204	26,47,88,967
(B)		25,35,81,320	1,05,83,443	6,24,204	26,47,88,967
Net current assets:(A)-(B)		1,12,49,27,131	7,35,459	(6,08,454)	1,12,50,54,136
Branch & Divisions		(16,70,97,743)	(1,61,25,413)	7,14,64,166	(11,17,58,990)
TOTAL		1,90,98,88,459	19,50,35,744	7,21,81,816	2,17,71,06,019

For VEL'S INSTITUTE OF SCIENCE
TECHNOLOGY & ADVANCED STUDIES


Authorized Signatory



For VAIRAV & ASSOCIATES
Chartered Accountants


(T. JAI V VAIRAV)
Proprietor
M.No.236495

VELS INSTITUTE OF SCIENCE TECHNOLOGY & ADVANCED STUDIES (VELS UNIVERSITY)					
PV Vaithyalingam Road, Pallavaram , Chennai-600117					
Income & Expenditure Account					
for the period ended 31-03-2018					
Particulars	Sch.	Pallavaram Rs.	VAMET Rs.	PHYSIOTHERAPY Rs.	VELS UNIVERSITY (VISTAS) Rs.
INCOME					
Direct Income	K	7173,09,755	1014,02,616	306,06,098	8493,18,469
Indirect Income	L	1411,27,454	620,33,041	66,18,053	2097,78,548
TOTAL		8584,37,209	1634,35,657	372,24,151	10590,97,017
EXPENDITURE					
Administrative & Other Expenses	M	5339,83,776	897,70,156	61,31,660	6298,85,592
Depreciation and Amortization Expenses	E	629,08,344	187,79,110	1,27,124	818,14,578
Interest/Finance charges	N	463,60,657	767	7,134	463,68,558
		6432,52,777	1085,50,033	62,65,918	7580,68,729
Excess of Income Over Expenses carried to Balancesheet		2151,84,432	548,85,624	309,58,233	3010,28,288

For VEL'S INSTITUTE OF SCIENCE
TECHNOLOGY & ADVANCED STUDIES

Authorised Signatory



For VAIRAV & ASSOCIATES
Chartered Accountant

(T. JAI V VAIRAV)
Proprietor
M.No.236495

Vels Institute of Science Technology And Advanced Studies (VELS UNIVERSITY)

Schedule to Balance Sheet Items

Particulars	As at 31.03.2018			
	Pallavaram Rs.	Vamet Rs.	Physiotherapy Rs.	Vistas Rs.
Schedule-A : Capital Fund				
Balance as on 01.04.2018	27,03,74,901	8,40,77,603		35,44,52,504
Corpus Donation Received During the Year	10,00,00,000			10,00,00,000
Corpus Fund of Vinayaka transferred during the year	2,49,42,761			2,49,42,761
TOTAL	39,53,17,662	8,40,77,603	-	47,93,95,265
Schedule- B : Secured Loans				
Cosmos Loan Account	11,22,33,246			11,22,33,246
Cosmos Loan Account (vinayaka)	1,69,52,342			1,69,52,342
Cosmos Bank OD Account No. 10170	11,32,59,730			11,32,59,730
Axis Bank Car Loan	9,76,730			9,76,730
Sundaram Finance Vehicle loan	57,53,694			57,53,694
Loan against FD -BOB	6,07,92,463			6,07,92,463
Cosmos loan against FD	9,55,61,763			9,55,61,763
TOTAL	40,55,29,968	-	-	40,55,29,968
Schedule- C : Unsecured Loans				
Arthi Ganesh	30,998			30,998
Vetri Educational Trust	68,60,340			68,60,340
Vaels Educational Trust	14,51,45,425			14,51,45,425
TOTAL	15,20,36,763	-	-	15,20,36,763
Schedule - D : Revenue Fund				
Balance as on 01.04.2017	71,53,97,357	5,60,72,517	4,12,23,583	81,26,93,458
Revenue Fund of Vinayaka transferred during the year	2,64,22,278			2,64,22,278
Transferred from Income & Expenditure A/c	21,51,84,432	5,48,85,624	3,09,58,233	30,10,28,288
TOTAL	95,70,04,067	11,09,58,141	7,21,81,816	1,14,01,44,023

For VEL'S INSTITUTE OF SCIENCE
TECHNOLOGY & ADVANCED STUDIES

Authorised Signatory



Particulars	As at 31.03.2018			
	Pallavaram Rs.	Varnet Rs.	Physiotherapy Rs.	Vistas Rs.
Schedule- F : Loans and Advances				
Salary Advance	25,68,214	2,75,903		28,44,117
Rent Advance	622,70,000			622,70,000
Indira Educational Trust	4,00,000			4,00,000
Vari Educational Trust	10,00,000			10,00,000
BMMT Institute of Education	3905,29,054			3905,29,054
Mahavir Institute of Medical Sciences	4554,98,600			4554,98,600
Income Tax Disputes - 08-09	5,53,140			5,53,140
Income Tax Disputes - 11-12	112,26,499			112,26,499
Income Tax Disputes - 14-15	10,00,000			10,00,000
Income Tax Disputes - 15-16	60,00,000			60,00,000
Advance for property	401,00,000			401,00,000
Advance for Expenses Non Teaching	29,68,759			29,68,759
Advance for Expenses Teaching	10,77,761			10,77,761
Grants for Research Projects	20,51,665			20,51,665
Vels Educational Society	89,00,000			89,00,000
TDS - Receiveable	8,17,161	3,28,180		11,45,341
TDS Receiveable 2014-15	17,42,947			17,42,947
Tds Receiveable- 2012-13	2,56,690			2,56,690
TDS Receiveable 2013-14	15,60,654			15,60,654
TDS Receiveable 2015-16	35,91,304			35,91,304
TDS receiveable 2016-17	23,66,889			23,66,889
TCS receiveable 2017-18	26,25,197			26,25,197
TDS receiveable 2016-17 (Vinayaka)	28,933			28,933
TCS receiveable 2017-18 (Vinayaka)	88,771			88,771
Scholarship Receivable Rating Students		5,19,420		5,19,420
TOTAL	9992,22,238	11,23,503	-	10003,45,741
Schedule G : Sundry Debtors				
Debtors- Others	87,544			87,544
Advances to Suppliers	453,15,722	31,03,957	15,750	484,35,429
TOTAL	454,03,266	31,03,957	15,750	485,22,973



For VEL'S INSTITUTE OF SCIENCE
TECHNOLOGY & ADVANCED STUDIES

Authorised Signatory

Particulars	As at 31.03.2018			
	Pallavaram Rs.	Vamet Rs.	Physiotherapy Rs.	Vistas Rs.
Schedule- H : Deposits				
FD - BOB - 106344-08140300012152	9,98,346			9,98,346
FD - BOB - 698244-08140300013723	66,00,000			66,00,000
FD - BOB - 698243-08140300013722	59,00,000			59,00,000
FD - BOB - Bank Gaurantee-08140300013168	80,87,269			80,87,269
Bob joint Fd no. 08140300031101/12.05.16	5,65,505			5,65,505
Bob joint FD no. 08140300031102/12.05.16	7,91,706			7,91,706
FD - Syndicate Bank				-
FD - BOB - 08140300003/23820	500,00,000			500,00,000
COSMOS F.D No 0681502012759	500,00,000			500,00,000
Fixed Deposit -cosmos 2795	500,00,000			500,00,000
Fixed Deposit - BOB				-
Fd Cosmos 0682001064248	17,33,192			17,33,192
FD cosmos 0682001064266	12,36,801			12,36,801
FD cosmos 0682001064257	12,36,800			12,36,800
Cosmos FD No 06828280555	25,00,000			25,00,000
Vinayaka Educational Trust FD no- 0682826073	29,08,000			29,08,000
Bob Joint FD no. 08140300031099/12.05.16	5,65,506			5,65,506
Bob Joint Fd 08140300031100/12.05.16	7,91,706			7,91,706
Vinayaka FD BOB 08140300017041 TTE	16,63,174			16,63,174
Vinayaka FD Bob 08140300013987(L)	18,70,654			18,70,654
Vinayaka FD cosmos bank 0682001064327	10,05,483			10,05,483
Vinayaka FD cosmos bank 0682001064318	15,08,221			15,08,221
Cosmos FD No-0682826082	29,08,000			29,08,000
FD-BOB				-
FD-BOB-19690300005918				-
Security Deposit -Dr.MGR College (AB)				-
Deposit-KTD01/20070588				-
Electricity Deposit	3,46,317	4,06,915		7,53,232
Deposit LPG Gas	3,400	19,000		22,400
Deposit Bar Council of India	3,00,000			3,00,000
Electricity Deposit (Vinayaka)	24,26,032			24,26,032
Telephone Deposit		7,050		7,050
Interest Accrued on FD	2,28,581			2,28,581
Interest Accrued on FD (Vinayaka)	1,98,221			1,98,221
Accrued Interest on KTD (AB)				-
University Security deposit (BOB)				-
TOTAL	1963,72,914	4,32,965		1968,05,879

For VEL'S INSTITUTE OF SCIENCE
TECHNOLOGY & ADVANCED STUDIES

Authorised Signatory



Particulars	As at 31.03.2018			
	Pallavaram Rs.	Vamet Rs.	Physiotherapy Rs.	Vistas Rs.
Schedule- I : Cash and Bank Balances				
Cash in hand				
Cash in hand	6,07,771	75,945		6,83,716
Cash at Scheduled Banks				
Bank Axis 911010014364240	132,51,772			132,51,772
Bank BOB - 08140100011870- Activites Nss Spl Camp	90,141			90,141
Bank BOB - 08140100011871 Nss - Corpus Fund	1,225			1,225
Bank BOB - 08140100011872 Nss Prog. Co-Or Regular	6,29,372			6,29,372
Bank BoB (08140200000429)	104,75,629			104,75,629
Bank BOB - 08140400000132 (OD)	23,007			23,007
Bank TMB - 538	23,101			23,101
Axis Bank - 537902		1,13,511		1,13,511
AXIS BK - 083010100395342	1,40,772			1,40,772
THE COSMOS CO-OPERATIVE BANK LTD - 068050105500	52,87,018			52,87,018
Indusind bank	25,000			25,000
Bank Cosmos VISTT 0680501017356	12,00,069			12,00,069
Axis Vistas Trust A/c - 911010015612465				-
Bank Of Baroda - 270		11,812		11,812
Bank Of Baroda - 276	81,591			81,591
Cosmos - 068050105517 (Vinayaka)	389			389
Andhra Bank-2275				-
Canara Bank -0910101054849	2,92,144			2,92,144
Axis Bank 915020023266273 swiping a/c - Vistas Madipak	1,29,127			1,29,127
Axis Bank Ac no-916010017612367 (MDIS)	36,81,240			36,81,240
Axis Bank Vistas - refresher - 916010063706414	1,65,831			1,65,831
EQUITAS SMALL BANK-100001783985	1009,53,318			1009,53,318
EQUITAS SMALL BANK-200000318680	39,390			39,390
Axis Bank Old A/c				-
Axis Vistas Trust A/c- 911010015600763				-
ASHE Bank Account				-
Axis Vistas Trust A/c- 911010015611213		63,50,722		63,50,722
ICICI Bank-103905001613		96,275		96,275
ICICI Bank 103901000868	3,82,124	215		3,82,339
ICICI C A/c 000101229526		9,998		9,998
Post Office Phd A/c	30,000			30,000
TOTAL	1375,10,033	66,58,477		1441,68,510

For VEL'S INSTITUTE OF SCIENCE
TECHNOLOGY & ADVANCED STUDIES

Authorised Signatory



Particulars	As at 31.03.2018			
	Pallavaram Rs.	Vamet Rs.	Physiotherapy Rs.	Vistas Rs.
Schedule- J : Current Liabilities and Provisions				
Current Liabilities				
Creditors - Capital expenditure	32,85,100	3,67,307		36,52,407
Deposit Payable	4,06,000	2,12,000		6,18,000
Vel Ganesh Educational Trust	2203,00,000			2203,00,000
NIELT, Govt. of India SC/ST training	2,87,150			2,87,150
ICAI Examination	3,45,808			3,45,808
MDIS Pte Ltd	20,05,454			20,05,454
First Graduate Fees				-
Caution deposit	45,12,225	94,77,800		139,90,025
Hostel deposit	102,06,200	4,23,000	12,575	106,41,775
Caution Deposit-Staff	1,09,616			1,09,616
Term fees refundable	47,20,804			47,20,804
Scholarship Payable	8,47,800			8,47,800
Professional Tax payable	13,95,050			13,95,050
PF payable	49,424			49,424
Clinical Posting Fees Payable				-
Service Tax Payable for HND Nautical Science		36,720		36,720
Credits in Banks - Student details awaited from Bank	25,79,806			25,79,806
Spice 2017&2018			6,07,451	6,07,451
Moksha				-
TDS-Advt	16,181			16,181
TDS -Consultancy	7,25,215			7,25,215
TDS Interest	4,52,563			4,52,563
TDS - Transport	206	3,471		3,677
TDS Construction				-
TDS - Canteen		47,422	4,178	51,600
TDS Salary	8,22,684			8,22,684
TDS-Rent	3,57,763			3,57,763
TDS-Professionals		12,733		12,733
TDS -Security Salary		1,710		1,710
TDS Other Contractors	1,56,270	1,280		1,57,550
TOTAL	25,85,81,320	1,05,83,443	6,24,204	26,47,88,967

FOR VEE'S INSTITUTE OF SCIENCE
TECHNOLOGY & ADVANCED STUDIES

Authorised Signatory



Particulars	As at 31.03.2018			
	Pallavaram Rs.	Vamet Rs.	Physiotherapy Rs.	Vistas Rs.
Schedule - K : Direct Income				
(A) Income				
Application & Prospectus fee	18,50,200	2,100	94,000	19,46,300
Fee Receipts	7063,76,975	1019,66,022	242,23,198	8325,66,195
Bus Fees	114,84,736		29,88,500	144,73,236
University examination fees	-		21,88,100	21,88,100
Admission Fee	207,62,437		6,23,500	213,85,937
Registration Fee	74,31,310		3,09,700	77,41,010
Other Fees	43,43,979	2,13,704	1,99,100	47,56,783
Fees Concession to Students	(349,39,882)	(7,79,210)	(20,000)	(357,39,092)
TOTAL	7173,09,755	1014,02,616	306,06,098	8493,18,469
Schedule - L : Indirect Income				
Examination Fees	494,33,300	46,94,150		541,27,450
SAP fees	81,47,050			81,47,050
Placement Fee	41,47,500			41,47,500
Hostel, Boarding & Lodging fees	120,76,504	449,87,196	58,63,725	629,27,425
Eligibility Fees	2,27,370		680	2,28,050
Cultural Fees	25,99,250			25,99,250
Interest Received on FD	154,79,026			154,79,026
Uniform, Internet and books	13,71,390	112,18,352		125,89,742
Internship training fees	-		2,66,150	2,66,150
Condonation fees	81,44,050			81,44,050
Fine	101,34,240	1,31,603	4,69,600	107,35,443
Other Income	153,18,675			153,18,675
Instrument Fees	-			-
Rent Received	3,39,486	1,95,000		5,34,486
Patients Income				
Synopsis fee	3,55,600			3,55,600
Revaluation Fees	10,56,000	22,000		10,78,000
Interest received on SB & Others	81,04,863	2,22,416		83,27,279
Provisional Fees	18,080			18,080
Records, Journals & Lab coat	14,05,920			14,05,920
Misc. Income	27,69,150	5,63,324	17,898	33,49,372
TOTAL	1411,27,454	620,33,044	66,18,053	2097,78,548



Authorised Signatory

Particulars	As at 31.03.2018			
	Pallavaram Rs.	Vamet Rs.	Physiotherapy Rs.	Vistas Rs.
Schedule -M: Administrative and Other Expenses				Rs.
Academic Expenses	422,25,962	32,62,981	1,23,921	456,12,864
University examination expenses	88,73,400			88,73,400
Affiliation & Registration Exp	168,36,010		2,76,128	171,12,138
Consumables Exp	23,92,601			23,92,601
Patient Expenses	-			-
Note Book Exp	9,61,149	28,10,900		37,72,049
Conference, workshop, Seminar & Function Exp	314,55,337	4,44,286	(13,300)	318,86,323
Printing and Stationery	71,34,602	8,59,558	23,570	80,17,730
Repairs & Maintenance	336,02,469	47,24,518	47,504	383,74,491
Administrative Expenses	44,80,123	13,06,634	19,012	58,05,769
Sports Exp	7,73,380			7,73,380
Uniform expenses	8,35,590	60,51,326		68,86,916
Communication Expenses	11,16,123	2,56,671	3,507	13,76,301
Electricity Charges	36,93,966	31,81,260		68,75,226
Hostel & Mess expenses	240,30,869	261,27,297	18,02,616	519,60,782
Personnel Expenses - Direct	1812,77,210	284,97,036	36,51,235	2134,25,481
Personnel Expenses - Indirect	500,06,139	86,92,191	1,45,847	588,44,177
Rent	475,64,765			475,64,765
Transportation, fuel & Travelling Expenses & Conveyance	79,84,442	18,85,979	23,256	98,93,677
Consultancy Charges	157,83,025			157,83,025
Laundry charges		10,11,281		10,11,281
Rates & taxes		3,20,061		3,20,061
Insurance	47,19,569	2,93,419		50,12,988
Exp MDIS Vels	15,14,163			15,14,163
Other expenses	41,15,219		22,524	41,37,743
Development Expenses	426,07,663	44,758	5,840	426,58,261
TOTAL	5339,83,776	897,70,156	61,31,660	6298,85,592
Schedule-N : Interest/Finance charges				
Bank Charges	6,46,740	767		6,47,507
Interest on Term Loan	239,49,690			239,49,690
Interest paid Vehicles & others	79,44,535		7,134	70,49,669
Interest on Loan on FD	55,41,282			55,41,282
Interest On OD	91,80,410			91,80,410
TOTAL	463,60,657	767	7,134	463,68,558

FOR VELS INSTITUTE OF SCIENCE
TECHNOLOGY & ADVANCED STUDIES

Authorised Signatory



Schedule E

Schedule E

Between 01.04.2017 - 30.09.2017
Between 01.10.2017 - 31.03.2018

Pallavaram

Description	Rate	Net Block	Additions		Total	Deletions			Depreciation		Net Block	
		as on 31.03.2017	Block I	Block II		Block I	Block II	Total	Block I	Block II	Total	as on 31.03.2018
Building	10.00%	1878,35,204	923,63,363	638,79,418	1562,42,781	-	-	-	280,19,857	31,93,971	312,13,828	3128,64,157
Furniture & Fixtures	10.00%	333,17,121	51,89,777	19,01,414	70,91,191	-	-	-	38,50,690	95,071	39,45,761	364,62,552
Land	0.00%	4417,36,877	-	-	-	-	-	-	-	-	-	4417,36,877
Plant & Machinery	15.00%	746,50,333	146,18,948	459,04,572	605,23,520	1,46,750	36,300	1,83,050	133,68,380	34,40,120	168,08,500	1181,82,303
Vehicles	15.00%	367,31,064	-	1,500	1,500	-	-	-	55,09,660	113	55,09,772	312,22,792
Computer	40.00%	89,17,050	12,14,494	68,89,330	81,03,824	-	-	-	40,52,618	13,77,866	54,30,484	115,90,390
WIP Building	0	-	-	-	-	-	-	-	-	-	-	-
		7831,87,649	1133,86,582	1185,76,234	2319,62,816	1,46,750	36,300	1,83,050	548,01,203	81,07,141	629,08,344	9520,59,071

For VEL'S INSTITUTE OF SCIENCE
TECHNOLOGY & ADVANCED STUDIES

Authorized Signatory



Schedule E

Block I Between 01.04.2017 - 30.09.2017
Block II Between 01.10.2017 - 31.03.2018

Depreciation Schedule for School of Physiotherapy

Description	Rate	Net Block	Additions			Deletions			Depreciation			Net Block
		as on 31.03.2017	Block I	Block II	Total	Block I	Block II	Total	Block I	Block II	Total	as on 31.03.2018
					-			-	-	-	-	-
Office Equipment	15%	10,542		27,756	27,756			-	1,581	2,082	3,663	34,635
Lab Equipment	15%	-		45,000	45,000			-	-	3,375	3,375	41,625
UPS	40%	89		-	-			-	35	-	35	53
computer	40%	-		56,962	56,962			-	-	11,392	11,392	45,570
Library Books	40%	9,749		-	-			-	3,900	-	3,900	5,849
Furniture	10%	4,50,454	3,32,700	5,11,081	8,43,781			-	78,315	25,554	1,03,869	11,90,365
Fan	10%	8,895		-	-			-	889	-	889	8,005
Total		4,79,728	3,32,700	6,40,799	9,73,499	-	-	-	84,721	42,403	1,27,124	13,26,103

For VEL'S INSTITUTE OF SCIENCE
TECHNOLOGY & ADVANCED STUDIES

Authorized Signatory




Block I Between 01.04.2017 - 30.09.2017
 Block II Between 01.10.2017 - 31.03.2018

Schedule E

Depreciation Schedule for Vel's Academy of Maritime Education & Training

Description	Rate	Net Block as on 31.03.2017	Additions			Deletions			Depreciation			Net Block as on 31.03.2018
			Block I	Block II	Total	Block I	Block II	Total	Block I	Block II	Total	
Land	0%	87,51,121			-			-			-	87,51,121
Land Development	0%	5,00,000			-			-			-	5,00,000
Airconditioner	15%	4,64,855			-			69,728		69,728	-	3,95,126
Audio system	15%	1,664			-			250		250	-	1,414
Building WIP	0%	375,79,381			-			-		-	-	375,79,381
Building	10%	1316,93,915			-			-		-	-	1316,93,915
Building-Main Building	0%	27,14,277			-			131,69,391		131,69,391	-	1185,24,523
Building-Work Shop	0%	23,67,952			-			-		-	-	23,67,952
Building-New Hostels	10%	117,36,941			-			-		-	-	117,36,941
Car	15%	15,96,315		6,70,000	6,70,000			-	2,39,447	50,250	2,89,697	19,76,617
Cash Counting Machine	15%	9,433			-			-	1,415	-	1,415	8,018
CCTV Camera	15%	5,259			-			-	789	-	789	4,470
Computer	40%	2,91,676			-			-	1,16,670	-	1,16,670	1,75,006
Electrical & Fitting	10%	26,64,078			-			-	2,66,408	-	2,66,408	23,97,670
mono Pumpset	10%	15,176			-			-	1,518	-	1,518	13,658
Celling fan	10%	2,53,634	40,250		40,250			-	29,388	-	29,388	2,64,495
Furniture & Fixtures	10%	84,44,484	13,49,664		13,49,664			-	9,79,415	-	9,79,415	88,14,733
Hostel Equipments	15%	7,37,652			-			-	1,10,648	-	1,10,648	6,27,004
Kitchen Equipments	15%	14,74,289	8,864		8,864			-	2,22,473	-	2,22,473	12,60,680
Lab Equipments	15%	16,34,206	12,600		12,600			-	2,47,021	-	2,47,021	13,99,785
Library Books	40%	15,340			-			-	6,136	-	6,136	9,204
Office Equipments	15%	7,34,527		1,51,680	1,51,680			-	1,10,179	11,376	1,21,555	7,64,652
Overhead Projector	15%	2,83,868			-			-	42,580	-	42,580	2,41,288
Printer	40%	3,278			-			-	1,311	-	1,311	1,967
Refrigerator	15%	33,076			-			-	4,961	-	4,961	28,114
Ship In Campus	15%	73,17,894		58,066	58,066			-	10,97,684	4,355	11,02,039	62,73,921
Software	40%	134			-			-	54	-	54	81
Sports Material	15%	2,41,408		98,514	98,514			-	36,211	7,389	43,600	2,96,322
Swaraj Mazda Van	15%	2,25,022			-			-	33,753	-	33,753	1,91,269
TV Stabilizer	15%	16,975			-			-	2,546	-	2,546	14,429
Teaching Aids	15%	83,892			-			-	12,584	-	12,584	71,308
Telephone Equipments	15%	1,420			-			-	213	-	213	1,207
Musical Equipments	15%	36,516			-			-	5,477	-	5,477	31,039
UPS	40%	44,421			-			-	17,769	-	17,769	26,653
WaterCooler & Purifier	15%	11,816	69,620		69,620			-	12,215	-	12,215	69,220
Work Shop Equipments	15%	9,15,287			-			-	1,37,293	-	1,37,293	7,77,994
Tempo Travellor	15%	3,51,015			-			-	52,652	-	52,652	2,98,363
Lift	15%	1,85,712			-			-	27,857	-	27,857	1,57,855
Plant & Machinery	15%	30,98,604			-			-	4,58,791	-	4,58,791	25,99,813
Air Compressor	15%	64,377			-			-	15,641	-	15,641	88,630
Borewell	0%	60,200	36,350	37,698	74,048			-	-	-	-	1,34,248
Washing Machine	15%	10,521			-			-	1,578	-	1,578	8,943
Total		2266,71,503	15,17,348	10,15,958	25,33,306				187,05,741	73,370	187,79,110	2104,25,698



VEL'S INSTITUTE OF SCIENCE
 TECHNOLOGY & ADVANCED STUDIES

Authorised Signatory

Annual Audited
Statements of accounts
2016-2017



VELS INSTITUTE OF SCIENCE TECHNOLOGY & ADVANCED STUDIES (VELS UNIVERSITY)

PV.Vaithyalingam Road, Pallavaram, Chennai-600117

BALANCE SHEET

As at 31/03/2017

Particulars	Sch.	Pallavaram	VAMET	PHYSIOTHERAPY	Vels University (VISTAS)
		Rs.	Rs.	Rs.	Rs.
I. Sources of Funds					
(1) Capital fund	A	27,03,74,901	8,40,77,603	-	35,44,52,504
(2) Loan funds:					
(a) Secured loans	B	42,12,92,496	-	-	42,12,92,496
(b) Unsecured loans	C	22,19,93,099	-	-	22,19,93,099
(3) Revenue Fund	D	71,53,97,889	5,60,72,517	4,12,23,583	81,26,93,488
TOTAL		1,62,90,57,883	14,01,50,120	4,12,23,583	1,81,04,31,587
II. Application of Funds					
(1) Fixed assets:-	E				
(a) Opening (including WIP Capitalized)		76,84,64,604	24,69,42,453	59,620	1,01,54,66,677
(b) Additions		10,00,32,760	7,88,589	4,87,244	10,13,08,593
(c) Reversals / Deletions		3,54,92,000	-	-	3,54,92,000
(d) Total		83,30,05,364	24,77,31,042	5,46,864	1,08,12,83,270
(e) Depreciation	E	4,98,17,715	2,10,59,540	67,135	7,09,44,390
		78,31,87,649	22,66,71,503	4,79,728	1,01,03,38,880
(2) Current Assets, Loans and Advances:					
(a) Loans and Advances	F	75,97,79,804	10,34,749	6,000	76,08,20,553
(b) Deposits	H	18,13,07,800	4,32,965	6,492	18,17,47,257
(c) Sundry Debtors	G	1,76,62,699	34,28,288	65,104	2,11,56,091
(d) Cash and Bank Balances	I	3,06,99,379	42,79,460	14,000	3,49,92,839
Total Current Assets (A)		98,94,49,682	91,75,462	91,596	99,87,16,740
Less:					
Current Liabilities and Provisions:					
Current Liabilities	J	13,10,08,138	86,28,057	3,09,153	13,99,45,348
(B)		13,10,08,138	86,28,057	3,09,153	13,99,45,348
Net current assets:(A)-(B)		85,84,41,544	5,47,405	(2,17,557)	85,87,71,392
Branch & Divisions		(1,25,71,310)	(8,70,68,788)	4,09,61,411	(5,86,78,687)
TOTAL		1,62,90,57,883	14,01,50,121	4,12,23,583	1,81,04,31,587

FOR VELS INSTITUTE OF SCIENCE
TECHNOLOGY & ADVANCED STUDIES

Trustee



FOR VIRAV & ASSOCIATES

M.No.025682

PARTNER

(VITHALAN)

Chartered Accountants

VELS INSTITUTE OF SCIENCE TECHNOLOGY & ADVANCED STUDIES (VELS UNIVERSITY)					
PV Vaithyalingam Road, Pallavaram , Chennai-600117					
Income & Expenditure Account					
for the period ended 31-03-2017					
Particulars	Sch.	Pallavaram	VAMET	PHYSIOTHERAPY	Vels University (VISTAS)
		Rs.	Rs.	Rs.	Rs.
INCOME					
Direct Income	K	620,641,263	78,913,688	20,083,795	719,638,747
Indirect Income	L	114,834,603	48,623,184	5,218,922	168,676,709
TOTAL		735,475,866	127,536,872	25,302,717	888,315,455
EXPENDITURE					
Administrative & Other Expenses	M	410,773,674	75,068,724	4,730,164	490,572,561
Depreciation and Amortization Expenses	E	49,817,715	21,059,540	67,135	70,944,390
Interest/Finance charges	N	60,893,680	692	112	60,894,484
		521,485,069	96,128,955	4,797,411	622,411,435
Excess of Income Over Expenses carried to Balancesheet		213,990,798	31,407,917	20,505,306	265,904,020



For MAIRAV & ASSOCIATES
Chartered Accountants
(Signature)
S. THAYALAN
PARTNER
M.No.025682

For VEL'S INSTITUTE OF SCIENCE
TECHNOLOGY & ADVANCED STUDIES

(Signature)
Managing Trustee

Vels Institute of Science Technology And Advanced Studies (VELS UNIVERSITY)

Schedule to Balance Sheet Items

Particulars	As at 31.03.2017			
	Pallavaram Rs.	Vamet Rs.	Physiotherapy Rs.	Vels University (VISTAS) Rs.
Schedule-A : Capital Fund				
Balance as on 01.04.2016	270,374,901	84,077,603		354,452,504
Corpus Donation Received During the Year	-			-
Reserve Fund				-
TOTAL	270,374,901	84,077,603	-	354,452,504
Schedule- B : Secured Loans				
Cosmos Loan Account	153,722,555			153,722,555
Cosmos Bank OD Account No. 10170	105,387,297			105,387,297
Axis Bank Car Loan	1,601,889			1,601,889
Sundaram Finance Vehicle loan	10,149,239			10,149,239
Loan against FD -BOB	58,038,944			58,038,944
Cosmos loan against FD	92,392,572			92,392,572
TOTAL	421,292,496	-	-	421,292,496
Schedule- C : Unsecured Loans				
Arthi Ganesh	30,998			30,998
Arthi Associates (P) Ltd.,	54,100,000			54,100,000
Vetri Educational Trust	14,715,340			14,715,340
Vaels Educational Trust	101,646,761			101,646,761
Amarar Ishari Velan Charitable Trust	1,500,000			1,500,000
Sri RamaChandra Educational & Health Trust	50,000,000			50,000,000
TOTAL	221,993,099	-	-	221,993,099

FOR VELS INSTITUTE OF SCIENCE
TECHNOLOGY & ADVANCED STUDIES

[Signature]
Managing Trustee



FOR VAIRAV & ASSOCIATES
Chartered Accountants

[Signature]
PARTNER
M.No.025692



Managing Trustee

FOR VELS INSTITUTE OF SCIENCE
TECHNOLOGY & ADVANCED STUDIES



FOR VAIRAV & ASSOCIATES
CHARTERED ACCOUNTANTS
M. THAYALAN
PARTNER
M.No.025682

Schedule - D : Revenue Fund				
Balance as on 01.04.2016	501,406,591	24,664,600	20,718,277	546,789,468
Current Year Excess of Income Over Expenses Transferred from Income & Expenditure A/c	213,990,798	31,407,917	20,505,306	265,904,020
Add: Transfer from Reserver fund				
TOTAL	715,397,389	56,072,517	41,223,583	812,693,488
Schedule- F : Loans and Advances				
Salary Advance	2,608,961	81,603	6,000	2,696,564
Rent Advance	60,913,000			60,913,000
Indira Educational Trust	400,000			400,000
BMMT Institute of Education	145,061,054			145,061,054
Vinayaka Educational Trust	25,806,799			25,806,799
Advance for Expenses	1,330,100	105,546		1,435,646
Mahavir Institute of Medical Sciences	492,998,600			492,998,600
Income tax Dispute 08-09 & 11-12	11,779,639			11,779,639
Advance for property	2,600,000			2,600,000
Advance for Expenses Non Teaching	1,371,924			1,371,924
Advance for Expenses Teaching	1,529,850			1,529,850
Vels Educational Society	5,200,000			5,200,000
TDS - Received	817,161	328,180		1,145,341
TDS Received 2014-15	1,276,308			1,276,308
Tds Received - 2012-13	256,690			256,690
TDS Received 2013-14	1,518,119			1,518,119
TDS Received 2015-16	2,006,594			2,006,594
TDS received 2016-17	2,276,072			2,276,072
TCS received 2016-17	28,933			28,933
Scholarship Receivable Rating Students		519,420		519,420
TOTAL	759,779,804	1,034,749	6,000	760,820,553
Schedule G : Sundry Debtors				
Debtors- Others	69,318			69,318
Creditors with Debit Balance	17,593,381	3,428,288	65,104	21,086,773
TOTAL	17,662,699	3,428,288	65,104	21,156,091

Schedule- H : Deposits				
FD - BOB - 106344-08140300012152	938,984			938,984
FD - BOB - 138309-08140300003/13735	5,900,000			5,900,000
FD - BOB - 698243-08140300013722	6,600,000			6,600,000
FD - BOB - Bank Gaurantee-08140300013168	7,600,989			7,600,989
Bob joint Fd no. 08140300031101/12.05.16	529,797			529,797
Bob joint FD no. 08140300031102/12.05.16	741,716			741,716
FD - BOB - 08140300003/23820	50,000,000			50,000,000
COSMOS F.D No 0681502012759	50,000,000			50,000,000
Fixed Deposit -cosmos 2795	50,000,000			50,000,000
Fd Cosmos 0682001064248	1,622,420			1,622,420
FD cosmos 0682001064266	1,158,041			1,158,041
FD cosmos 0682001064257	1,158,041			1,158,041
Bob Joint FD no. 08140300031099/12.05.16	529,798			529,798
Bob Joint Fd 08140300031100/12.05.16	741,716			741,716
Cosmos FD No-0682826082	2,908,000			2,908,000
Electricity Deposit	346,317	406,915		753,232
Deposit LPG Gas	3,400			3,400
Deposit Bar Council of India	300,000			300,000
Telephone Deposit		7,050		7,050
Hostel deposit			5,000	5,000
Gas Cylinder deposit		19,000		19,000
Interest Accrued on FD	228,581			228,581
Employee PF contribution recoverable			1,492	1,492
TOTAL	181,307,800	432,965	6,492	181,747,257



For VAIRAV & ASSOCIATES
Chartered Accountants
(Signature)
M. THAYALAN
PARTNER
M.No.025682

For VEL'S INSTITUTE OF SCIENCE
TECHNOLOGY & ADVANCED STUDIES

(Signature)

Managing Trustee

Schedule- I : Cash and Bank Balances				
Cash in hand (incl. Cash Suspense Vouchers)				
Cash in hand	325,539	90,362	14,000	429,901
Cash at Scheduled Banks				
Bank Axis 911010014364240	7,710,823			7,710,823
Bank BOB - 08140100011870- Activites Nss Spl Car	86,800			86,800
Bank BOB - 08140100011871 Nss - Corpus Fund	1,293			1,293
Bank BOB - 08140100011872 Nss Prog. Co-Or Reg	478,034			478,034
Bank BoB (08140200000429)	827,584			827,584
Bank BOB - 08140400000132 (OD)	9,190,649			9,190,649
Bank TMB - 538	23,101			23,101
THE COSMOS CO-OPERATIVE BANK LTD - 06805	6,424,477			6,424,477
Indusind bank	25,000			25,000
Bank Cosmos VISTT 0680501017356	620,060			620,060
Bank Of Baroda - 270		11,812		11,812
Canara Bank -0910101054849	281,328			281,328
Axis Bank 915020023266273 swiping a/c - Vistas M	1,046,525			1,046,525
Axis Bank Ac no-916010017612367 (MDIS)	3,288,490			3,288,490
Axis Bank Vistas - refresher - 916010063706414	359,677			359,677
Axis Bank - 537902		113,511		113,511
Axis Vistas Trust A/c- 911010015611213		3,957,289		3,957,289
ICICI Bank-103905001613		96,275		96,275
ICICI Bank-103901000868		213		213
ICICI C A/c 000101229526		9,998		9,998
Post Office Phd A/c	10,000			10,000
TOTAL	30,699,379	4,279,460	14,000	34,992,839



For VAIRAV & ASSOCIATES
Chartered Accountants
(Signature)
PARTNER
M.No. 025682

For VEL'S INSTITUTE OF SCIENCE
TECHNOLOGY & ADVANCED STUDIES

(Signature)
Mahaging Trustee

FOR VEEL'S INSTITUTE OF SCIENCE
TECHNOLOGY & ADVANCED STUDIES

[Signature]
Managing Trustee

Schedule- J : Current Liabilities and Provisions				
Current Liabilities				
Creditors - Capital expenditure	1,931,656	313,890	241,973	2,487,519
Deposit Payable	406,000	200,000		606,000
Vel Ganesh Educational Trust	101,800,000			101,800,000
Examiner Remuneration Bar Council of India	80,500			80,500
Bank Credits unidentified	1,792,286			1,792,286
NIELT, Govt. of India SC/ST training	247,900			247,900
ICAI Examination	18,454			18,454
New India Assurance	300,000			300,000
Seminar Worlds Water Day	37,157			37,157
MDIS Pte Ltd	2,005,454			2,005,454
Caution deposit	3,885,725	7,494,200		11,379,925
Hostel deposit	9,629,950	423,000		10,052,950
Caution Deposit-Staff	92,416			92,416
Term fees refundable	4,743,554			4,743,554
Grants for Research Projects	2,495,900			2,495,900
Scholarship Payable	173,000			173,000
Service Tax Payable for HND Nautical Science		15,216		15,216
Spice 2107			61,000	61,000
TDS-Advt	21,472			21,472
TDS -Consultancy	528,852	1,200		530,052
TDS Interest	623			623
TDS - Transport	3,685			3,685
TDS Construction		99,859		99,859
TDS - Canteen		60,696	4,840	65,536
TDS Salary	304,040			304,040
TDS-Rent	385,050			385,050
TDS-Professionals		14,324	990	15,314
TDS -Security Salary		1,710		1,710
TDS Other Contractors	124,464	3,962	350	128,776
TOTAL	131,008,138	8,628,057	309,153	139,945,348



FOR VAIRAV & ASSOCIATES
Chartered Accountants

[Signature]
PARTNER
M.No. 025602

Schedule - K : Direct Income				
(A) Income				
Application & Prospectus fee	1,475,931	6,550	70,800	1,553,281
Fee Receipts	591,384,873	78,907,138	15,056,545	685,348,557
Bus Fees	9,915,913		2,515,500	12,431,413
University examination fees			1,794,550	1,794,550
Admission Fee	8,826,331		381,000	9,207,331
Registration Fee	4,838,763		265,400	5,104,163
Other Fees	4,199,452			4,199,452
TOTAL	620,641,263	78,913,688	20,083,795	719,638,747
Schedule - L : Indirect Income				
Examination Fees	44,156,721	3,635,950	10,400	47,803,071
SAP fees	8,253,800			8,253,800
Placement Fee	3,640,860			3,640,860
Hostel fees	13,711,912	34,826,793	4,706,850	53,245,555
Eligibility Fees	466,950			466,950
Cultural Fees	2,233,550			2,233,550
Interest Received on FD	15,710,280			15,710,280
Uniform, Internet and books	598,125	9,263,500		9,861,625
Internship training fees	323,000			323,000
Condonation fees	5,554,450	21,500		5,575,950
Fine	8,083,260	121,100	243,800	8,448,160
Laundry Receipt		43,000		43,000
Rent Received	7,296,163	180,000		7,476,163
Synopsis fee	315,000			315,000
Revaluation Fees	690,000	34,000		724,000
Interest received on SB	1,123,880	186,734		1,310,614
Provisional Fees	17,600			17,600
Records, Journals & Lab coat	1,558,350			1,558,350
Misc. Income	1,100,702	310,607	257,872	1,669,181
TOTAL	114,834,603	48,623,184	5,218,922	168,676,709

FOR VELS INSTITUTE OF SCIENCE
TECHNOLOGY & ADVANCED STUDIES

Managing Trustee



VAIRAV & ASSOCIATES
Chartered Accountants

(THAYALAN)
PARTNER
M.No.025682



Managing Trustee

FOR VELS INSTITUTE OF SCIENCE
TECHNOLOGY & ADVANCED STUDIES



FOR VAIRAV & ASSOCIATES
Chartered Accountants
(V. VAIRAV)
(P. ARUMER)
M.No.025602

Schedule -M: Administrative and Other Expenses				Rs.
Concession Fees	18,130,326	444,170	35,000	18,609,496
Academic Expenses	40,355,768	2,552,274	78,367	42,986,409
Affiliation & Registration Exp	2,683,023		166,703	2,849,726
Consumables Exp	1,324,440			1,324,440
Examination Exp	7,481,309			7,481,309
Note Book Exp	834,462	2,141,234		2,975,696
Conference, workshop, Seminar & Function Exp	6,600,638	350,453		6,951,091
Printing and Stationery	3,215,561	762,523	25,710	4,003,794
Repairs & Maintenance	25,996,664	3,515,162	16,073	29,527,899
Administrative Expenses	2,969,157	2,551,780	256	5,521,193
Sports Exp	1,571,057			1,571,057
Uniform expenses	1,581,936	5,083,694		6,665,630
Communication Expenses	954,107	258,607	4,639	1,217,353
Electricity Charges	5,218,134	3,497,063		8,715,197
Hostel & Mess expenses	22,523,132	20,043,390	1,557,562	44,124,084
Personnel Expenses - Direct	144,180,219	31,856,471	2,738,302	178,774,992
Personnel Expenses - Indirect	46,150,387		91,955	46,242,342
Rent	29,036,449			29,036,449
Transportation & Travelling Expenses & Conveyance	8,041,840	1,681,125	15,597	9,738,562
Consultancy Charges	8,274,972			8,274,972
Insurance	4,172,446	131,609		4,304,055
Exp MDIS Vels	3,525,238			3,525,238
Other expenses	1,942,007			1,942,007
Development Expenses	24,010,402	199,169		24,209,571
TOTAL	410,773,674	75,068,724	4,730,164	490,572,561
Schedule-N : Interest/Finance charges				
Bank Charges	56,274	692	112	57,078
Interest on Term Loan	21,337,293			21,337,293
Processing Fees	155,965			155,965
Interest paid others	12,870,968			12,870,968
Interest on Loan on FD	14,743,950			14,743,950
Interest On OD	10,772,435			10,772,435
Interest on car/bus loan	956,794			956,794
TOTAL	60,893,680	692	112	60,894,484

Depreciation Schedule for Vel's University, Pallavaram

Description	Rate	Net Block	Additions		Total	Deletions			Depreciation			Net Block
		as on 31.03.2016	Block I	Block II		Block I	Block II	Total	Block I	Block II	Total	as on 31.03.2017
Building	10.00%	146,447,907	34,545,000	26,254,303	60,799,303	-	-	-	18,099,291	1,312,715	19,412,006	187,835,204
Furniture & Fixtures	10.00%	31,762,711	520,692	4,524,197	5,044,889	-	37,820	37,820	3,228,340	224,319	3,452,659	33,317,121
Land	0.00%	441,736,877	-	-	-	-	-	-	-	-	-	441,736,877
Plant & Machinery	15.00%	71,273,203	5,745,435	9,987,959	15,733,394	-	58,780	58,780	11,552,796	744,688	12,297,484	74,650,333
Vehicles	15.00%	30,719,238	2,105,926	10,395,594	12,501,520	-	850,000	850,000	4,923,775	715,920	5,639,694	36,731,064
Computer	60.00%	11,979,668	140,316	5,813,338	5,953,654	-	400	400	7,271,990	1,743,881	9,015,872	8,917,050
WIP Building	0	34,545,000	-	-	-	34,545,000	-	34,545,000	-	-	-	-
		768,464,604	43,057,369	56,975,391	100,032,760	34,545,000	947,000	35,492,000	45,076,192	4,741,523	49,817,715	783,187,649



For VAIRAV & ASSOCIATES
Chartered Accountants
[Signature]
N. THAYALAN
PARTNER
M.No.025682

For VEL'S INSTITUTE OF SCIENCE
TECHNOLOGY & ADVANCED STUDIES
[Signature]
Managing Trustee

Block I Between 01.04.2016 - 30.09.2016
 Block II Between 01.10.2016 - 31.03.2017

Schedule E

Depreciation Schedule for Vel's Academy of Maritime Education & Training

Description	Rate	Net Block			Deletions			Depreciation			Net Block	
		as on 31.03.2016	Block I	Block II	Total	Block I	Block II	Total	Block I	Block II	Total	as on 31.03.2017
Land	0%	8,751,121										8,751,121
Land Development	0%	500,000										500,000
Airconditioner	15%	546,888										464,855
Audio system	15%	1,958						82,033		82,033		1,664
Building WIP	0%	37,579,381						294		294		37,579,381
Building	10%	146,326,572						14,632,657		14,632,657		131,693,915
Building-Main Building	0%	2,714,277										2,714,277
Building-Work Shop	0%	2,367,952										2,367,952
Building-New Hostels	10%	13,041,045										11,736,941
Car	15%	1,878,017						1,304,105		1,304,105		1,596,315
Cash Counting Machine	15%	11,098						281,703		281,703		9,433
CCTV Camera	15%	6,187						1,665		1,665		5,259
Computer	60%	444,120	18,650	152,240	170,890			928		928		2,291,678
Electrical & Fiting	10%	2,960,087						277,662	45,672	323,334		2,664,076
mono Pumpset	10%	16,862						296,009		296,009		15,176
Celling fan	10%	203,784	78,031		78,031			1,686		1,686		253,634
Furniture & Fixtures	10%	9,105,260	277,500		277,500			28,182		28,182		8,444,484
Hostel Equipments	15%	867,826						938,276		938,276		737,652
Kitchen Equipments	15%	1,704,470	29,987		29,987			130,174		130,174		1,474,289
Lab Equipments	15%	1,873,589	49,006		49,006			260,169		260,169		1,634,206
Library Books	60%	38,349						288,389		288,389		15,340
Office Equipments	15%	778,946		78,295	78,295			23,009		23,009		734,527
Overhead Projector	15%	333,962						116,842	5,872	122,714		283,868
Printer	60%	8,194						50,094		50,094		3,278
Refrigerator	15%	38,912						4,917		4,917		33,076
Ship In Campus	15%	8,609,287						5,837		5,837		7,317,894
Software	60%	336						1,291,393		1,291,393		134
Sports Material	15%	284,009						202		202		241,408
Swaraj Mazda Van	15%	264,732						42,601		42,601		225,022
T V Stabilizer	15%	19,971						39,710		39,710		16,975
Teaching Aids	15%	98,696						2,996		2,996		83,892
Telephone Equipments	15%	1,670						14,804		14,804		1,420
Musical Equipments	15%	42,960						251		251		36,516
UPS	60%	6,173	104,880		104,880			6,444		6,444		44,421
WaterCooler & Purifier	15%	13,901						66,632		66,632		11,816
Work Shop Equipments	15%	1,076,808						2,085		2,085		915,287
Tempo Travelor	15%	412,959						161,521		161,521		351,015
Lift	15%	218,484						61,944		61,944		185,712
Plant & Machinery	15%	3,598,358						32,773		32,773		3,058,604
Air Compressor	15%	122,671						539,754		539,754		104,271
Borewell	0%	60,200						18,401		18,401		60,200
Washing Machine	15%	12,378										10,521
Total		246,942,453	558,054	230,535	788,589			21,007,996	51,544	21,059,540		226,671,503

Managing Trustee
 FOR VEL'S INSTITUTE OF SCIENCE
 TECHNOLOGY & ADVANCED STUDIES



CHAIRMAN
 (THAYALAN)
 PARTNER
 M.No.025682

Schedule E

Block I Between 01.04.2016 - 30.09.2016
 Block II Between 01.10.2016 - 31.03.2017

Depreciation Schedule for Vels College of Physiotherapy

Depreciation Schedule for School of Physiotherapy

Description	Rate	Net Block			Deletions			Depreciation			Net Block	
		as on 31.03.2016	Block I	Block II	Total	Block I	Block II	Total	Block I	Block II	Total	as on 31.03.2017
Office Equipment	15%	12,402			-	-	-	-	1,860	-	1,860	10,542
UPS	60%	222			-	-	-	133	-	133	89	
Library Books	60%	24,372			-	-	-	14,623	-	14,623	9,749	
Furniture	10%	22,623	477,881		477,881	-	-	50,050	-	50,050	450,454	
Fan	10%			9,363	9,363	-	-	-	468	468	8,895	
Total		59,620	477,881	9,363	487,244	-	-	66,667	468	67,135	479,728	



For VEL'S INSTITUTE OF SCIENCE
 TECHNOLOGY & ADVANCED STUDIES

[Handwritten Signature]

Managing Trustee

Annual Audited
Statements of accounts
2015-2016



VELS INSTITUTE OF SCIENCE TECHNOLOGY & ADVANCED STUDIES (VELS UNIVERSITY)

PV Vaithyalingam Road, Pallavaram, Chennai-600117

BALANCE SHEET

As at 31/03/2016

Particulars	Sch.	Pallavaram Rs.	VAMET Rs.	PHYSIOTHERAPY Rs.	Vels University (Vistas) Rs.
I. Sources of Funds					
(1) Capital fund	A	27,03,74,901	8,40,77,603	-	35,44,52,500
(2) Loan funds:					
(a) Secured loans	B	47,67,91,693	-	-	47,67,91,693
(b) Unsecured loans	C	29,94,56,339	-	-	29,94,56,339
(3) Revenue Fund	D	50,14,06,589	2,46,64,600	2,07,18,277	54,67,89,466
TOTAL		1,54,80,29,522	10,87,42,203	2,07,18,277	1,67,74,90,002
II. Application of Funds					
(1) Fixed assets:-	E				
(a) Opening (including WIP Capitalized)		75,18,06,451	26,78,70,131	56,293	1,01,97,32,875
(b) Additions		10,48,28,475	28,90,404	44,920	10,77,63,799
(c) Reversals / Deletions		4,18,16,613	-	-	4,18,16,613
(d) Total		81,48,18,313	27,07,60,535	1,01,213	1,08,56,80,061
(e) Depreciation	E	4,63,53,709	2,38,18,082	41,593	7,02,13,384
		76,84,64,604	24,69,42,453	59,620	1,01,54,66,677
(2) Current Assets, Loans and Advances:					
(a) Loans and Advances	F	56,06,63,034	36,85,476	65,104	56,44,13,614
(b) Deposits	G	18,22,88,053	4,32,965	-	18,27,21,018
(c) Sundry Debtors	H	82,598	-	-	82,598
(d) Cash and Bank Balances	I	1,64,22,605	38,86,715	-	2,03,09,320
Total Current Assets (A)		75,94,56,290	80,05,156	65,104	76,75,26,550
Less:					
Current Liabilities and Provisions:					
Current Liabilities	J	11,27,89,819	64,34,722	(1,535)	11,92,23,006
(B)		11,27,89,819	64,34,722	(1,535)	11,92,23,006
Net current assets: (A)-(B)		64,66,66,471	15,70,434	66,639	64,83,03,544
Branch & Divisions		13,28,98,447	(13,97,70,684)	2,05,92,018	1,37,19,781
TOTAL		1,54,80,29,522	10,87,42,203	2,07,18,277	1,67,74,90,002

VELS INSTITUTE OF SCIENCE
TECHNOLOGY & ADVANCED STUDIES

For VELS INSTITUTE OF SCIENCE
TECHNOLOGY & ADVANCED STUDIES

[Signature]
Authorized Signatory

For VAIRAVANATHAN & CO
Chartered Accountants

[Signature]
VAIRAVANATHAN & CO
CHARTERED ACCOUNTANTS
M. No. 25682



VELS INSTITUTE OF SCIENCE TECHNOLOGY & ADVANCED STUDIES					
PV Vaithyalingam Road, Pallavaram , Chennai-600117					
Income & Expenditure Account					
for the period ended 31-03-2016					
Particulars	Sch.	Pallavaram	VAMET	PHYSIOTHERAPY	Vels University (Vistas)
		Rs.	Rs.	Rs.	Rs.
INCOME					
Direct Income	K	54,02,72,035	9,09,43,322	1,35,47,142	64,47,62,499
Indirect Income	L	5,79,24,661	30,87,269	3,09,984	6,13,21,914
TOTAL		59,81,96,696	9,40,30,591	1,38,57,126	70,60,84,413
EXPENDITURE					
Administrative & Other Expenses	M	38,90,75,311	7,32,20,293	34,97,821	46,57,93,425
Depreciation and Amortization Expenses	E	4,63,53,709	2,38,18,082	41,593	7,02,13,384
Interest/Finance charges	N	7,40,21,430	112	1,076	7,40,22,618
		50,94,50,450	9,70,38,487	35,40,490	61,00,29,427
Excess of Income Over Expenses carried to Balancesheet		8,87,46,246	(30,07,896)	1,03,16,636	9,60,54,986

For VELS INSTITUTE OF SCIENCE
TECHNOLOGY & ADVANCED STUDIES
[Signature]
Authorized Signatory



For VAIRAVANATHAN & CO
Chartered Accountants
[Signature]
(J. THAYALAN)
Partner
M No. 25682

Vels Institute of Science Technology And Advanced Studies				
Schedule to Balance Sheet Items				
Particulars	As at 31.03.2016			
	Pallavaram Rs.	Vamet Rs.	Physiotherapy Rs.	Vels University (Vistas) Rs.
Schedule-A : Capital Fund				
Balance as on 01.04.2015	267,374,901	84,077,603	-	351,452,504
Corpus Donation Received During the Year	3,000,000			3,000,000
TOTAL	270,374,901	84,077,603	-	354,452,504
Schedule- B : Secured Loans				
Cosmos Loan Account	215,211,864			215,211,864
Cosmos Bank OD Account No. 10170	103,821,047			103,821,047
Axis Bank Car Loan	2,164,668			2,164,668
Sundaram Finance Bus loan	2,088,549			2,088,549
ICICI Car Loans	49,859			49,859
Loan against FD -BOB	58,452,427			58,452,427
Cosmos loan against FD	95,003,279			95,003,279
TOTAL	476,791,693	-	-	476,791,693

For VELS INSTITUTE OF SCIENCE
TECHNOLOGY & ADVANCED STUDIES

Authorised Signatory



Schedule- C : Unsecured Loans				
Vetri Educational Trust	25,965,340			25,965,340
Vaels Educational Trust	123,490,999			123,490,999
Sri RamaChandra Educational & Health Trust	150,000,000			150,000,000
TOTAL	299,456,339	-	-	299,456,339
Schedule - D : Revenue Fund				
Balance as on 01.04.2015	412,660,343	27,672,486	10,401,641	450,734,480
Current Year Excess of Income Over Expenses	88,746,246	(3,007,896)	10,316,636	96,054,986
Transferred from Income & Expenditure A/c				
Add: Transfer from Reserve fund				
TOTAL	501,406,589	24,664,600	20,718,277	546,789,466
Schedule- F : Loans and Advances				
Salary Advance	1,934,150	136,595		2,070,745
Rent Advance	60,913,000			60,913,000
Indira Educational Trust	400,000			400,000
BMMT Institute of Education	145,061,054			145,061,054
Vinayaka Educational Trust	8,258,548			8,258,548
Advance for Capital expenditure	1,444,500	20,000		1,464,500
Advance to Creditors	7,608,699	2,581,703	65,104	10,255,506
Advance for Expenses	1,943,000			1,943,000
Mahavir Institute of Medical Sciences	283,498,600			283,498,600
Income tax Dispute 08-09,11-12,12-13	21,779,639			21,779,639
Advance for property	2,600,000			2,600,000
Advance for Expenses Non Teaching	1,149,239	105,546		1,254,785
Advance for Expenses Teaching	954,800			954,800
Vels Educational Society	16,700,000			16,700,000
TDS - Receivable	6,417,605	322,212		6,740,017
Scholarship Payable Rating Students		519,420		519,420
TOTAL	560,663,034	3,685,476	65,104	564,413,614



For VELS INSTITUTE OF SCIENCE
TECHNOLOGY & ADVANCED STUDIES

Authorised Signatory


Schedule G : Sundry Debtors				
Debtors- Others	82,598			82,598
TOTAL	82,598	-	-	82,598
Schedule- H : Deposits				
FD - BOB - 106344-08140300012152	878,251			878,251
FD - BOB - 698243-08140300013722	5,900,000			5,900,000
FD - BOB - 698244-08140300013723	6,600,000			6,600,000
FD - BOB - Bank Gaurantee-08140300013168	7,123,261			7,123,261
FD - BOB - 08140300003/23820	50,000,000			50,000,000
COSMOS F.D No 0681502012759	50,000,000			50,000,000
Fixed Deposit -cosmos 2795	50,000,000			50,000,000
Fd Cosmos 0682001064248	1,400,000			1,400,000
FD cosmos 0682001064266	1,000,000			1,000,000
FD cosmos 0682001064257	1,000,000			1,000,000
Bob Joint Fd no. 08140300030584	2,414,412			2,414,412
Bob Joint FD no. 08140300030583	2,414,412			2,414,412
Cosmos FD No-0682826082	2,908,000			2,908,000
Electricity Deposit	346,317	406,915		753,232
Telephone Deposit		7,050		7,050
Gas Cylinder deposit		19,000		19,000
Gas Deposit	3,400			3,400
Deposit - Bar Council of India (School of Law)	300,000			300,000
TOTAL	182,288,053	432,965	-	182,721,018



FOR VET'S INSTITUTE OF SCIENCE
TECHNOLOGY & ADVANCED STUDIES

Authorised Signatory

Schedule- I : Cash and Bank Balances				
Cash in hand (incl. Cash Suspense Vouchers)				
Cash in hand	579,287	114,634		693,921
Cash at Scheduled Banks				
DD/Cheques	132,250			132,250
Bank Axis 911010014364240	9,683,817			9,683,817
Bank BOB - 08140100011870- Activites Nss Spl Car	82,865			82,865
Bank BOB - 08140100011871 Nss - Corpus Fund	1,234			1,234
Bank BOB - 08140100011872 Nss Prog. Co-Or Reg	320,321			320,321
Bank BoB (08140200000429)	578,184			578,184
Bank BOB - 08140400000132 (OD)	16,399			16,399
Bank TMB - 538	23,101			23,101
THE COSMOS CO-OPERATIVE BANK LTD - 06803	4,534,888			4,534,888
Indusind bank	25,000			25,000
Bank Cosmos V/STT 0680501017356	596,901			596,901
Bank Of Baroda - 270		11,812		11,812
Canara Bank -0910101054849	270,322			270,322
Axis Bank 915020023266273 swiping a/c - Vistas Ma	27,662			27,662
Axis Vistas Trust A/c-		3,544,701		3,544,701
Suspense Bank	(449,626)			(449,626)
Axis Bank - 537902		109,082		109,082
ICICI Bank-103905001613		96,275		96,275
ICICI Bank-103901000868		213		213
ICICI C A/c 000101229528		9,998		9,998
TOTAL	16,422,605	3,886,715	-	20,309,320



For VEL'S INSTITUTE OF SCIENCE
TECHNOLOGY & ADVANCED STUDIES

Authorised Signatory


Schedule- J : Current Liabilities and Provisions				
Current Liabilities				-
Creditors - Others	60,500			60,500
Creditors - Capital expenditure	1,463,715	295,240	3,465	1,762,420
Creditors - Prior years	211,587			211,587
Deposit Payable	627,000	200,000		827,000
Other Liabilities	626,605			626,605
Vel Ganesh Educational Trust	65,000,000			65,000,000
Dr.Ishari K Ganesh	4,000,000			4,000,000
Ms.Pushpa Velan	5,100,000			5,100,000
MSD Health Care Services	10,000,000			10,000,000
Dr.Mastan (Marsha Management Services Pvt Ltd)	5,000,000			5,000,000
Caution deposit	3,319,375	5,271,980		8,591,355
Hostel deposit	9,190,950	423,000	(5,000)	9,608,950
Caution Deposit-Staff	101,450			101,450
Term fees refundable	4,754,004			4,754,004
Grants for Research Projects	56,781			56,781
Scholarship	906,000			906,000
TDS-Advt	2,753	1,923		4,676
TDS -Consultancy	191,733	16,130		207,863
TDS Interest	1,837			1,837
TDS - Transport	3,914	4,693		8,607
TDS Construction		99,859		99,859
TDS - Canteen		94,495		94,495
TDS Salary	273,071	7,522		280,593
TDS-Rent	1,805,990			1,805,990
TDS-Professionals		11,975		11,975
PF Payable		4,813		4,813
Employee ESI contribution		(284)		(284)
TDS -Security Salary		1,542		1,542
TDS Other Contractors	92,554	1,834		94,388
TOTAL	112,789,819	6,434,722	(1,535)	119,223,006




For VEL'S INSTITUTE
TECHNOLOGY & ADVANCED STUDIES

Authorised Signatory

Schedule - K : Direct Income				
(A) Income				
Application & Prospectus fee	906,451	8,200		914,651
Fee Receipts	494,769,140	83,858,186	12,283,592	590,910,918
Fee Receipts - Hospital				-
Bus Fees	9,015,150			9,015,150
University examination fees			777,800	777,800
Hostel Rent				-
Students Project Fee				-
Admission Fee	25,186,430		277,500	25,463,930
Registration Fee	7,501,056		208,250	7,709,306
Other Fees	2,893,808	7,076,936		9,970,744
TOTAL	540,272,035	90,943,322	13,547,142	644,762,499
Schedule - L : Indirect Income				
Examination Fees	28,855,565	2,308,200		31,163,765
Agricultural Income from Manjankaranai Land (net)				-
SAP fees	281,200			281,200
Placement Fee				-
VAPSC				-
Hostel fees				-
Mess Rent Recovered				-
Sale of Application				-
Term fees in advance				-
Cultural Fees	1,209,650			1,209,650
Interest on FD	15,373,767	151,058		15,524,825
Medicines				-
Donation Received				-
Uniform and books				-
Discount Earned				-
E.B Charges Received				-
Seminar Receipts				-
Caution deposit				-
Condonation fees	5,597,350			5,597,350
Fine	4,885,563	130,600	100,800	5,116,963
Laundry Receipt				-
Endo				-
Ortho				-
Pedo-Dental				-
Orthodontics				-
Prostho				-
Rent Received	600,000	135,000		735,000
Synopsis fee	203,800			203,800
Club Fee				-
Revaluation Fees	708,000			708,000
Students Fine				-
Sponsors received				-
Provisional Fees	8,000			8,000
Other Income	201,766	362,411	209,184	773,361
TOTAL	57,924,661	3,087,269	309,984	61,321,914



FOR VEL'S INSTITUTE OF SCIENCE
 TECHNOLOGY & ADVANCED STUDIES


 Authorised Signatory

Schedule -M: Administrative and Other Expenses	Rs.	Rs.	Rs.	Rs.
CONCESSION FEES	11,938,090	656,900	21,250	12,616,240
Academic Expenses	28,979,552	2,529,135	100,600	31,609,287
Affiliation & Registration Exp	5,700,030		91,436	5,791,466
Consumables Exp	1,104,525			1,104,525
Fuel		1,517,190		1,517,190
Examination Exp	6,631,027			6,631,027
Note Book Exp	201,756	1,717,556		1,919,312
Conference, workshop, Seminar & Function Exp	2,359,198		16,688	2,375,886
Advertisement & Publicity Exp	18,474,551	625,595		19,100,146
Printing and Stationery	4,809,474	785,769	13,239	5,608,482
Repairs & Maintenance	5,622,896	4,280,939		9,903,835
Repairs & Maintenance(indirect)	16,023,195		61,110	16,084,305
Administrative Expenses	4,945,679	3,001,811	84,754	8,032,244
Sports Exp	1,074,411			1,074,411
Uniform expenses	697,699	3,772,416		4,470,115
Communication Expenses	912,443	231,753	3,403	1,147,599
Electricity Charges	5,872,748	2,470,342		8,343,090
Hostel & Mess expenses	24,000,029	19,063,288	985,429	44,048,746
Personnel Expenses - Direct	108,978,218	20,800,678	2,004,272	131,783,168
Personnel Expenses - Indirect	43,753,658	753,488	105,040	44,612,186
Rent	48,569,360			48,569,360
Transportation & Travelling Expenses & Conveyance	7,138,224	305	10,600	7,149,129
Consultancy Charges	12,885,433	10,487,193		23,372,626
Insurance	3,483,032	99,185		3,582,217
Other expenses	871,382			871,382
Rates & Taxes	284,258	426,750		711,008
Development Expenses	23,764,444			23,764,444
TOTAL	389,075,311	73,220,293	3,497,821	465,793,425



Authorised Signatory

Schedule-N : Interest/Finance charges				
Bank Charges	76,814	112	1,040	77,966
Interest on Term Loan	39,832,056			39,832,056
Processing Fees	233,752			233,752
Interest paid others	16,500,000			16,500,000
Interest On OD	11,364,752			11,364,752
Interest on FD OD/Loans	5,449,546			5,449,546
Interest on car/bus loan	560,187			560,187
Interest on TDS	4,323		36	4,359
TOTAL	74,021,430	112	1,076	74,022,618



THE VELU INSTITUTE OF SCIENCE
 TECHNOLOGY & ADVANCED STUDIES

Authoritative Laboratory

Schedule E

Vels University
 Between 01.04.2015 - 30.09.2015
 Between 01.10.2015 - 31.03.2016

Vels University

Description	Rate	Net Block as on 31.03.2015	Additions		Total	Deletions		Total	Depreciation		Total	Net Block as on 31.03.2016
			Block I	Block II		Block I	Block II		Block I	Block II		
Building	10.00%	117,795,964	785,349	41,815,500	42,600,849	-	-	-	11,858,131	2,090,775	13,948,906	146,447,907
Furniture & Fixtures	10.00%	28,761,313	451,572	5,759,068	6,210,640	-	-	-	2,921,289	287,953	3,209,242	31,762,711
Land	0.00%	441,736,877	-	-	-	-	-	-	-	-	-	441,736,877
Plant & Machinery	15.00%	70,213,505	5,743,666	7,253,630	12,997,296	-	-	-	11,393,576	544,022	11,937,598	71,273,203
Vehicles	15.00%	36,141,393	-	-	-	-	1,113	1,113	5,421,042	-	5,421,042	30,719,238
Computer	60.00%	15,341,898	297,915	8,176,775	8,474,690	-	-	-	9,383,888	2,453,033	11,836,921	11,979,668
WIP Building	0	41,815,500	-	34,545,000	34,545,000	-	-	41,815,500	41,815,500	-	-	34,545,000
		751,806,451	7,278,502	97,549,973	104,828,475	-	1,113	41,815,500	40,977,926	3,275,783	46,353,709	768,464,604


FOR VELS UNIVERSITY
 TECHNOLOGY & SCIENCE STUDIES
 Authorised Signatory

Block I Between 01.04.2015 - 30.09.2015
 Block II Between 01.10.2015 - 31.03.2016

Schedule D

Depreciation Schedule for Vel's Academy of Maritime Education & Training

Description	Rate	Net Block	Additions			Deletions			Depreciation			Net Block
		as on 31.03.2015	Block I	Block II	Total	Block I	Block II	Total	Block I	Block II	Total	as on 31.03.2016
Land	0%	8,751,121			-			-			-	8,751,121
Land Development	0%	500,000			-			-			-	500,000
Airconditioner	15%	634,498	8,900		8,900			-	96,510		96,510	546,888
Audio system	15%	2,303			-			-	345		345	1,958
Building WIP	0%	37,579,381			-			-			-	37,579,381
Land	0%	-			-			-			-	-
Building	10%	162,421,997	163,083		163,083			-	16,258,508		16,258,508	146,326,572
Building-Main Building	0%	2,714,277			-			-			-	2,714,277
Building-Work Shop	0%	2,367,952			-			-			-	2,367,952
Building-New Hostels	10%	14,490,051			-			-	1,449,005		1,449,005	13,041,045
Car	15%	2,209,432			-			-	331,415		331,415	1,878,017
Cash Counting Machine	15%	13,056			-			-	1,958		1,958	11,098
CCTV Camera	15%		7,279		7,279			-	1,092		1,092	6,187
Computer	60%	156,450	924,800	16,600	941,400			-	648,750	4,980	653,730	444,120
Cycle	15%	-			-			-			-	-
Electrical & Fitting	10%	3,288,985			-			-	328,899		328,899	2,960,087
mono Pumpset	10%	18,735			-			-	1,874		1,874	16,862
Celling fan	10%	149,427	77,000		77,000			-	22,643		22,643	203,784
Furniture & Fixtures	10%	9,965,381	80,325	67,500	147,825			-	1,004,571	3,375	1,007,946	9,105,260
Hostel Equipments	15%	1,020,972			-			-	153,146		153,146	867,826
Kitchen Equipments	15%	2,005,259			-			-	300,789		300,789	1,704,470
Lab Equipments	15%	2,204,222			-			-	330,633		330,633	1,873,589
Library Books	60%	95,872			-			-	57,523		57,523	38,349
Office Equipments	15%	773,907	142,500		142,500			-	137,461		137,461	778,946
Overhead Projector	15%	392,897			-			-	58,935		58,935	333,962
Printer	60%	20,485			-			-	12,291		12,291	8,194
Tata Bus	15%	-			-			-			-	-
Ship In Campus	15%	10,113,882		13,500	13,500			-	1,517,082	1,013	1,518,095	8,609,287
Software	60%	841			-			-	504		504	336
Sports Material	15%	213,927		110,456	110,456			-	32,089	8,284	40,373	284,009
Wolks Wagan	15%	-			-			-			-	-
T V Stabilizer	15%	23,495			-			-	3,524		3,524	19,971
Teaching Aids	15%	116,113			-			-	17,417		17,417	98,696
Telephone Equipments	15%	1,965			-			-	295		295	1,670
TVS Max100 R	15%	-			-			-			-	-
UPS	60%	15,433			-			-	9,260		9,260	6,173
WIP - Marine	0%	-			-			-			-	-
Xerox Machine	15%	-			-			-			-	-
Tempo Traveller	15%	485,834			-			-	72,875		72,875	412,959
Lift	15%	257,040			-			-	38,556		38,556	218,484
Plant & Machinery	15%	2,954,901	1,278,461		1,278,461			-	635,004		635,004	3,598,358
Air Compressor	15%	144,319			-			-	21,648		21,648	122,671
Borewell	0%	60,200			-			-			-	60,200
Washing Machine	15%	14,563			-			-	2,184		2,184	-
Total		267,870,131	2,682,348	208,056	2,890,404				23,800,430	17,652	23,818,082	



Depreciation Schedule for School of Physiotherapy

Description	Rate	Net Block as on 31.03.2015	Additions			Deletions			Depreciation			Net Block as on 31.03.2016
			Block I	Block II	Total	Block I	Block II	Total	Block I	Block II	Total	
Office Equipment	15%	14,591		-	-	-	-	-	2,189	-	2,189	12,402
UPS	60%	554							332		332	222
Library Books	60%	16,011	44,920		44,920				36,559		36,559	14,372
Furniture	10%	25,137							2,514		2,514	22,623
Total		56,293	44,920	-	44,920	-	-	-	41,593	-	41,593	89,620

101,213



FOR VELS INSTITUTE OF SCIENCE
TECHNOLOGY & ADVANCED STUDIES

[Handwritten Signature]

Authorized Signatory